THE Best OF Sinclair Programs

HOURS OF FUN
WITH 100 PROGRAMS
FOR THE SPECTRUM,
ZX-81 AND ZX-80



SPECTRUM COMES TO LIFE !


ABBEX

THE GAMES PEOPLE

SPOOKYMAN

EAT THE PILLS AND KEEP AWAY FROM THE GHOSTS. EAT THE VITAMINS AND CHASE THE GHOSTS. FULL MACHINE CODE ARCADE ACTION AND SOUND. DESIGNED TO MAKE YOUR ADRENALINE RUN HIGH. PRICE £4.95

COSMOS



YOU HAVE THE JOB OF PROTECTING A CONVOY FROM ALIENS AND METEOR STORMS. WATCH OUT FOR THE SPACE MINES AS YOU PLAY THIS AMAZING MACHINE CODE ARCADE ACTION SIMULATION PROGRAM. PRICE £4.95

OTHER GAMES IN OUR SPECTRUM RANGE INCLUDE: ANDROIDS RUN, HIGH NOON, ETX, INVASION, FAUST'S FOLLY (Adventure), HARRIER - ALL AT £5.95

ABBEX ELECTRONICS LTD.
39 ASHLEY COURT, GREAT NORTHWAY, LONDON NW4
Tel: 01-202 1466
PLEASE COMPLETE IN BLOCK CAPS
NAME (Mr/Mrs/Miss) .....
ADDRESS .....
(CAPS IN SLIDER) .....
POST CODE ..... PHONE NO .....
Make cheques payable to ABBEX ELECTRONICS LTD.
I enclose my cheque for £ .....
I wish to pay by CHEQUE / ACCESS Signed .....
Please debit my credit card a/c
No. [ ] [ ] [ ] [ ] [ ] [ ] [ ] [ ] [ ] [ ] [ ] [ ] [ ] [ ] [ ] [ ] Date .....

Please send me the following (Allow 14 days for delivery)
☐ SPOOKYMAN PRICE £4.95
☐ COSMOS PRICE £4.95
☐ OTHER GAME ..... PRICE £5.95
☐ CATALOGUE

Contents

ZX-81 16K

4 SURROUND
12 KNIGHT'S MOVE
22 CHANNEL CROSSING
28 BOUNCE
34 SHOOTING RANGE
37 ALIEN LURE
42 UNIVERSAL PATTERNER
52 TEST OR FAILED
58 BINOMIAL DISTRIBUTION
61 CHEMMARU
62 GOLF
64 MULTIPLICATION TRAIN
66 TREASURE HUNT
68 ALPHABET
71 MEMORY
84 PHYSICS
85 SQUARED
88 TROYS UP
92 HORSE RACE
98 HANGMAN
113 TOAD IN THE HOLE
124 ONE-ARMED BANDIT
126 COVER THE BOX
136 GRAVITY TRIGGER
140 GAMESTERS
146 LUTTI-AIR
148 LINEAR REGRESSION
154 CONSTELLATIONS
162 GRUB RACE
168 EUROBOND
186 EMISSION
188 3D BOXLIDS AND CROSSES
192 SCROLLER
197 HIGHER LOWER
198 BOMB PUZZLER
208 BREAKOUT
213 CRUISER
214 SMASH
216 PERVISION
228 SPEARMAN'S RANK
232 SEMANTOID
235 WORD PROCESSOR
236 SHOPPING MACHINE
237 CYCLIST DRAW

ZX-81 8K

16 HANGMAN
40 HOUSEMOVE
42 OU PATHFIT
44 BEAR CUB
48 SCOREBOARD

ZX-81 1K

58 LASER CANNON
60 ROCKET-ATTACK CLOCK
62 SHARP-SHOOTER
71 TREASURE HUNT
72 COMPOUND INTEREST (WEAT
77 ROSE
86 CLIMBER
89 STAR GATE
93 BOMB RUN
95 HOT PURSUIT
HOT GUARD
96 AIR SEA RESCUE
97 BUILDER
SKITTLES
98 ALPHABET
99 KEYBOARD
STOCK VOLATILITY
104 DI-SERIATIC ROTATION
77 3D HUNT
79 CHARACTER MAKER
83 STOPPING DISTANCE
85 MUSIC MACHINE
90 FACTORS
BLACK HOLES
91 TOE MAP
93 SIMON
119 WIPE OUT
GRIPS
122 COMPUTER COMBAT
128 MONSTER MATHS
130 JACKPOT
136 BOWLING

SPECTRUM

9 BOUNCING
17 PAINTPAD
19 SOUNDOUT
20 PRINTER
27 GUNSMAN
46 KALEIDOSCOPE
49 GRAPHIC GENERATOR
54 DROP 4
58 TYPOGLYA
66 BOMB GAME
70 PIE CHART
80 SKITTERS
92 TUNNELER
95 LUNA
104 SHOPPING LIST
111 SEARING WAVES
114 ROCKET ATTACK

GET THE BEST NEW PROGRAMS AND THE ALL-TIME GREATS, SPECTRUM OR ZX81

AT SOFTWARE SUPERMARKET NOW

FOR SPECTRUM 16/48K

3D TUNNEL

3D TANX

WINGED AVENGER

GROUND ATTACK

CENTIPEDE

ESCAPE

GULPMAN

COSMOS

FAUST'S FOLLY

OTHELLO

FOR SPECTRUM ONLY

PIMANIA

TIMEGATE

THE HOBBIT

GREAT BRITAIN LTD

SPECCHESS

BLACK CRYSTAL

SOFTWARE SUPERMARKET

"IT LOOKS NICE BUT WHAT THE HELL CAN I DO WITH IT?"



"NOW WHICH KEY DO I PRESS TO SHOOT DOWN THE THING FROM MARS?"



"ZX81 GRAPHICS BETTER THAN SQUIGGLES AND BLOBS?"



"PRINTER PAPER THAT WORKS? I DON'T BELIEVE IT!"



"WHERE CAN I GET THEM?"

Print-a-Matter Products



THE THOUGHT PROCESSOR

MiCROL

SERIOUS SPECTRUM SOFTWARE only £9.95 each!

LEGG AND LEARN



THE DATABASE



THE SPREADSHEET



THE WORD PROCESSOR



MiCROL

31 Burleigh Street, Cambridge CB1 1BR

(0223)312453



SURROUND



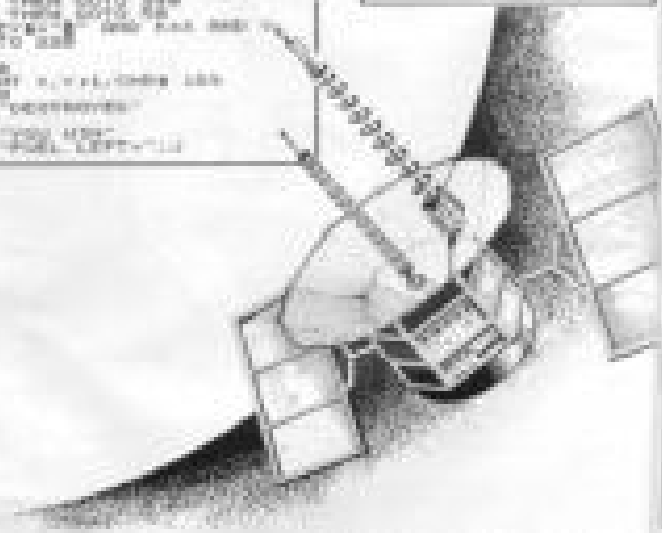
BIO-RHYTHMS



LASER CANNON







KNIGHT'S MOVE



KNIGHTS MOVE uses the [illegible] pattern of the Knight in chess to try to [illegible] every square on a square. The program asks [illegible] you wish to start on the board, gives the [illegible] and [illegible] you make your way around the board.

There is a [illegible] to make sure you cannot [illegible] by landing on [illegible] more than once on the same square. When no [illegible] can be made, either [illegible] the number for the next square.

Press RETURN LINE to replay the game or any other key and TAB/CLS to end the game.

The graphics in line 40 are the [illegible] surrounded with two reversed [illegible] spaces. Between each [illegible] the dashes are replaced by reversed spaces.

Knight's Move was sent in by R. M. [illegible], of Eastbourne, Cornwall, [illegible].



TWO GERMAN readers have sent an excellent game inspired by a trip across the Channel on the way to a holiday in England.

You are the manager of a ferry company. You have a working capital of £200,000 and your job is to double it. Steering skills are usually required, your customers love you when it's smooth and curse you when it's rough, and you have a profit of £1 million on every trip.

As are two readers involved, the Channel is extremely crowded and one of the most favourite you have to the frequent collisions which ensure you immediately in your power of Important Cards already faced on the other – that is, keep it to be cops and your time and money.

A great game which has fascinated half the office for days. Take care or you will, as our German readers have phrased it, "have to declare the bankrupt".

Channel Crossing was sent in by Bjarne and Dennis Walter of Hannover.



CHANNEL

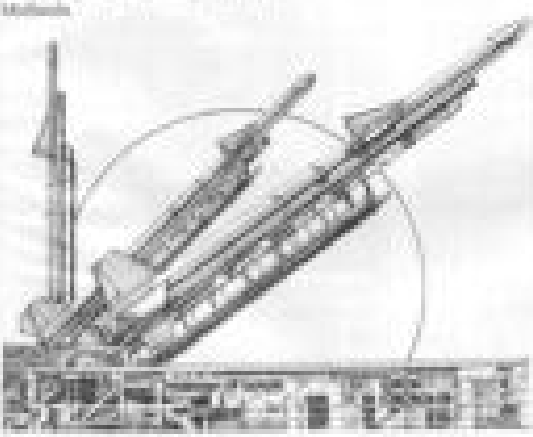




CROSSING

ROCKET ATTACK







CLOCK



SHARP SHOOTER



AN EMPHATIC pleasing the eye in the winning period of the **Sharp Shooter** program from Paul Hinder of Tipperary Computer Manufacturers.

You are the black-hatted villain confronting a posse of the forces' bravery. Suddenly, the revolver is

```
[illegible]
```

HANGMAN

G. GILL of Wimbledon, Kent has produced a game of **Hangman** which can be played on the ZX-80. The program, as written, contains a set of 10 six-letter words which a chooses at random and the player has to guess by hoping over the end of the each time an incorrect guess is made.

If the player guesses correctly, the screen shows "YOU'VE done, that's it!". If you run out of lives it says, "You are dead".


The line of words can include a total of about 70 letters, so that other combinations, such as 12 words of five letters each, can be used. If other groups are used it is necessary to change line 5. If the case of 12 words of five letters it would read:

5 LET A = RND(12) + 17





PAINTPAD



THIS ACTIVATOR of **Paintpad** was programmed in assembler to achieve the minimum time that the Spectrum had on PAINT and FILL commands. The inner rule drives the outline of a shape and then comes that outline on the filled one. As it travels, the program can transfer a shape each up to the previous four shapes and can be changed by altering the numbers set in those six line each.

The control word for move and to any of eight directions, the numbers of pixels and the screen word to set to the A. Here to work drivers to the and F. Where that allows to transform it to (Don't write it.)

If FILL is then take and FILLING in the Even, DE was overlaid a shape to a shape, one for both up to the current every, as it re-sets them on the end of each row.

Note the two commands in the instructions at the top of the screen until be removed before the shape is filled. There is one version of the listed shape in the tape at OK, 61000.

Typed in by John McKeown of Cirencester, Essex.

ZX BA


IF YOU are wondering what to do with your printer why not try ZX Banners, which will print out banners of as many letters as you want each three inches high. Letters are printed sideways so the length of a banner is restricted only by the amount of paper in the printer.

While letters and graphics will work, characters will not. The width of a letter can be changed by altering line 808 – eg. by inserting FOR I=1 TO 4 you would double the width.

ZX Banners was sent to Christopher Hight, of Gravesend, Kent.

```
800 REM -BANNERS-
801 LET A$="
802 PAUSE 0
803 CLS
804 PRINT
805 FOR I=1 TO LEN A$
806 LET A=CODE A$(I)-28
807 IF A<0 OR A>63 THEN LET A=0
808 LET A$=A$+CHR$ (A+64+64*(A>31))
809 NEXT I
810 FOR I=1 TO 8
811 LET A=PEEK (USR A$+I)
812 IF A=255 AND I=1 THEN GOTO 809
813 IF A=0 AND PEEK (USR A$+I+1)=0 THEN GOSUB 888
814 LPRINT
815 NEXT I
816 LPRINT
817 GOTO 803
888 LET A$(LEN A$)="
```





ANNERS



```
    USE IF CODE MATCHED THEN LET S
$=CHR$(C+2)
    FOR C=1 TO 3
    FOR F=8 TO 1 STEP -1
    FOR B=0 TO 8
    IF ATTR(F,B)=ATTR(F-1,B) THEN LPRINT
" ";
    IF ATTR(F,B)<>ATTR(F-1,B) THEN LPRINT
"#";
    NEXT B
    NEXT F
    NEXT C
    LPRINT "
    LPRINT TAB 8; "
    LPRINT TAB 8; "
    LPRINT "
    LPRINT TAB 8; "
    LPRINT "
    LPRINT TAB 8; "
    LPRINT
```

SHOOTING RANGE



A VERY frustrating game has been sent in by Christopher Wignall, of Swindon, Wiltshire. It is called **Shooting Range** and involves firing at a target of constantly changing colours.

The bottom line colour ranging from red for 1 to yellow 9 and the aim is to achieve as high a score as possible. A blue object is targeted by a grey square which travels along the line of letters and the arrow keys (1-5) to set your desired bullet velocity (the quicker the slower).

It is a simple program and because of that the movement of the bullets from the gun to skies and back can also can be fired at a time. That makes it difficult to find the grey square as you have to anticipate its position to good effect.

Throughout running, you are treated to impossible to hit the grey square/blue and command a high score of 9.9.

The gun is moved by the right and left by the comma and the period (point) keys. To reset the timing it is a shame.

Enter the program carefully and save a copy on tape with the name before you run it. It is useful to use the double quotes function here a space between the name.



TREASURE HUNTER

TREASURE HUNTER is a clever little game in which a treasure, hidden by an unknown to find treasure which is hidden at a random position on the screen. The only assistance given to the hunter is that he is told when he is getting warmer.

As you the very interesting when a treasure map appears, you carry out the starting routine (to) cannot find the exact location of the treasure. When the correct spot is found, the number of steps taken is shown on the screen along with the program's view of the unknown location.

The first attempt by the novice player is usually doubled in any other future attempt an optimum of nine. This has improved to an average performance of six.

The hunter is moved by using the cursor keys but as noted above it is best if you go to the edge of the screen you hesitate back as that the left and right keys and the up and down keys are between reversed.

Treasure Hunter was seen by P Bevan of Cheltenham's Derbyshire


```
10 REM TREASURE HUNT BY P BEVAN
20 CLS
30 X=INT(RND*31)+1
40 Y=INT(RND*21)+1
50 PRINT@X+Y*32,"X"
60 A$=INKEY$:IF A$="" THEN 60
70 IF A$=CHR$(8) THEN X=X-1
80 IF A$=CHR$(9) THEN X=X+1
90 IF A$=CHR$(10) THEN Y=Y+1
100 IF A$=CHR$(94) THEN Y=Y-1
110 IF X<1 OR X>31 OR Y<1 OR Y>21 THEN 20
120 PRINT@X+Y*32,"X"
130 IF X=A AND Y=B THEN 150
140 GOTO 60
150 PRINT@0,"YOU FOUND IT IN";C;"
160 PRINT@64,"GOOD SHOOT";:GOTO 160
```

COMPOUND INTEREST




```
10 CLS
20 PRINT "ENTER PRINCIPLE IN P
30 INPUT P
40 PRINT "ENTER TIME IN YEARS"
50 INPUT T
60 PRINT "ENTER RATE PER ANNUM
70 INPUT R
80 A=P*(1+R/100)^T
90 PRINT "AMOUNT =";A
100 I=A-P
110 PRINT "INTEREST =";I
120 END
```

IT WAS almost boring to work out compound interest. How gorgeous to be you. It works out the compound interest automatically once it has been told the principal, the rate of interest, and the number of years to be considered. It can also work out simple interest problems.

A short program, listing take the 16. (3-81). It was sent in by Stephen Smith of Bromsgrove, Worcs. Congratulations, Stephen, you win £5 worth of software.

OWZAT



A GRATE GAME based on the famous cricket bat game, Owzat, combines a simple form of the computer's memory with a touch of luck (with a dollop of luck from some people) to produce what looks like a real cricket score. The game is supplied by Dave Bennett of Northampton.

The problem with most computer games is trying to find a way of controlling it. I've used both joysticks and keyboards myself. But Dave himself thinks the use of keys is not known while another suggested that these would work only in alphabet and the most convenient keyboard.

Owzat for the 16K ZX-81 and was sent in by Nick Cross of Stone-on-Trent, Staffordshire.

```
10 LET T=0
20 LET W=0
30 LET A$="
40 LET B$="
50 LET C$="
60 LET D$="
70 LET E$="
80 LET F$="
90 LET G$="
100 LET H$="
110 LET I$="
120 LET J$="
130 LET K$="
140 LET L$="
150 LET M$="
160 LET N$="
170 LET O$="
180 LET P$="
190 LET Q$="
200 LET R$="
210 LET S$="
220 LET U$="
230 LET V$="
240 LET X$="
250 LET Y$="
260 LET Z$="
270 LET A=RND(6)
280 IF A=1 THEN LET A$="
290 IF A=2 THEN LET B$="
300 IF A=3 THEN LET C$="
310 IF A=4 THEN LET D$="
320 IF A=5 THEN LET E$="
330 IF A=6 THEN LET F$="
340 LET A=RND(6)
350 IF A=1 THEN LET G$="
360 IF A=2 THEN LET H$="
370 IF A=3 THEN LET I$="
380 IF A=4 THEN LET J$="
390 IF A=5 THEN LET K$="
400 IF A=6 THEN LET L$="
410 LET A=RND(6)
420 IF A=1 THEN LET M$="
430 IF A=2 THEN LET N$="
440 IF A=3 THEN LET O$="
450 IF A=4 THEN LET P$="
460 IF A=5 THEN LET Q$="
470 IF A=6 THEN LET R$="
480 LET A=RND(6)
490 IF A=1 THEN LET S$="
500 IF A=2 THEN LET U$="
510 IF A=3 THEN LET V$="
520 IF A=4 THEN LET X$="
530 IF A=5 THEN LET Y$="
540 IF A=6 THEN LET Z$="
550 PRINT A$;B$;C$;D$;E$;F$
560 PRINT G$;H$;I$;J$;K$;L$
570 PRINT M$;N$;O$;P$;Q$;R$
580 PRINT S$;U$;V$;X$;Y$;Z$
590 LET A=RND(6)
600 IF A=1 THEN LET T=T+
610 IF A=2 THEN LET T=T+
620 IF A=3 THEN LET T=T+
630 IF A=4 THEN LET T=T+
640 IF A=5 THEN LET T=T+
650 IF A=6 THEN LET T=T+
660 LET A=RND(6)
670 IF A=1 THEN LET W=W+
680 IF A=2 THEN LET W=W+
690 IF A=3 THEN LET W=W+
700 IF A=4 THEN LET W=W+
710 IF A=5 THEN LET W=W+
720 IF A=6 THEN LET W=W+
730 PRINT "YOUVE SCORED ";T
740 PRINT "AND LOST ";W
```



ALIEN LURE

A GAME which takes the fun-loving rules of computer wrestling a further upmarket when developers have been employed by Ocean's Virgin subsidiary of Addictive Products Corporation.

Ocean has gained lucrative contracts to convert four of the Alien Series of movies to computer games.

The first game features the Alien Queen and her adult larval. It can be seen in several live sequences on previous movies. It is controllable in what are the standard level while the player engages in environmental three-complete combat.

A small grid in shades of the human will head screen of the screens to indicate those specified alien-aliens are X and Y, with a number (?). The number has to dig a hole (?) each time from the alien hole is scoring 100 points for every X and 200 for every Y.

The hole in ring by going into the inside screens is used pressing the screen key the which side of the edition you wish to place the hole. The edition can then be sealed by pressing on to unlock to approximate mode, and using the cursors to form locked thereafter.

A edition can be lifted either by fighting with the inner hole or having eaten by an alien. The game ends for the lives of three soldiers, although no more soldier can be gained by scoring more than 1000.

Two other Commodore 64 disk only one hole can be dug at a time and a hole caused by dug previously an alien. Once an alien has fallen into a hole it is killed instantly and the game continues.

From after playing for more than an hour at the amateur level, member of Ocean Programs managing to progress from 1,000







SKY SHOOT



SKY SHOOT for the Spectrum is a kind of target shoot-up-in-the-air game.


You have four targets - which you must destroy in an unremarkable, short time.


More hit with a right with a not

A challenging game from David Ferm at Cheshire. Carefully, you'll quickly find it difficult for your fast-fingered movements.



UNIVERSAL PATTERNER





UNIVERSAL PATTERNER ...
... patterns ...
... Rhode Island ...
... more than two ...
... pattern ...

Each pattern has a number ...
... height present at the bottom ...
... adjusted ...
... Answer 0 for ...
... pattern ...
... again ...
... numbers.

BOMB



DIGGE



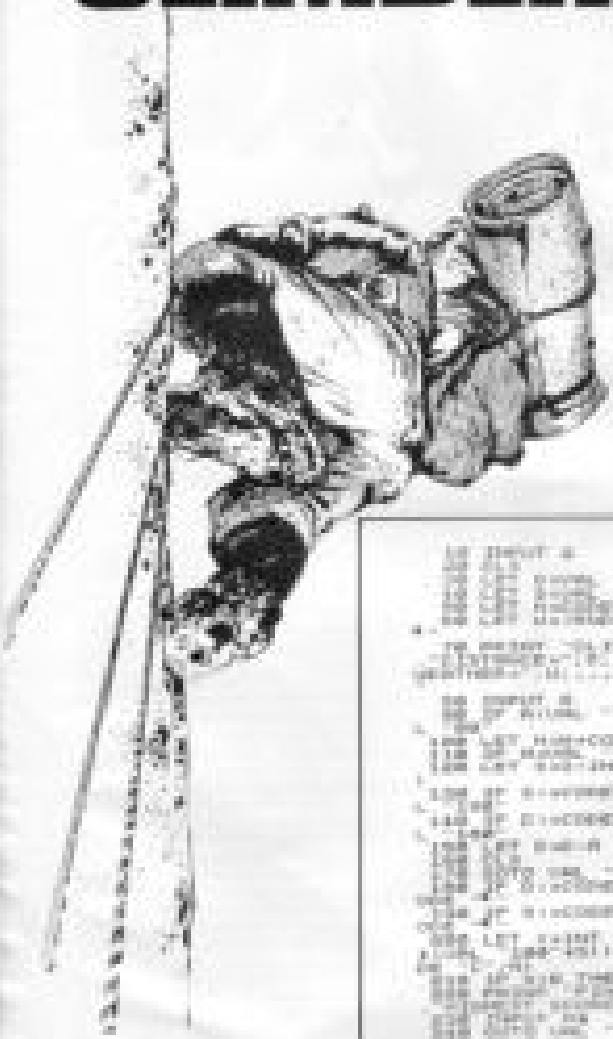
R!



D

Graphics notes:
100—Graphic A
150—Graphic B
160—Graphic D
180—Graphic E
200—Graphic F
260—Graphic shifted 5

CLIMBER



```
```

SPECTRUM 48K : ZX81 16K
SIX PART ADVENTURE



BLACK CRYSTAL

THE QUEST IS ABOUT TO BEGIN



ARCADIA

SCHIZOIDS

Imagine Software, Masons Buildings, Exchange Street East, Liverpool, Merseyside L2 3PN.


ARIZONA
Imagine

It may repel extra-terrestrials, but can it switch on the light in the loo?



If you're getting bored playing games and running simple programs Electronics and Computing Monthly can show you how to put a lot of fun back into your micro. With the addition of some easy-to-build electronic circuits, your computer could drive much more than a TV screen.

Like your Scalextric or train set it could control the lights in your house, the central heating system, talk to the burglar while you're out and water the houseplants while you're away.

And you can build all these things yourself for simple circuits for pennies rather than pounds. Each month Electronics and Computing magazine shows you how to expand your micro and gives you new ideas for computer fun. Project by project we add another dimension to your computer.

In the latest issue we show you how to build an infra-red remote controller for your micro and what 'dialogue programming' is all about.


All you need is a hot soldering iron and a cool 75p.

WHERE ELECTRONICS AND COMPUTING INTERFACE





TRUE OR FALSE





CLOCKMAN



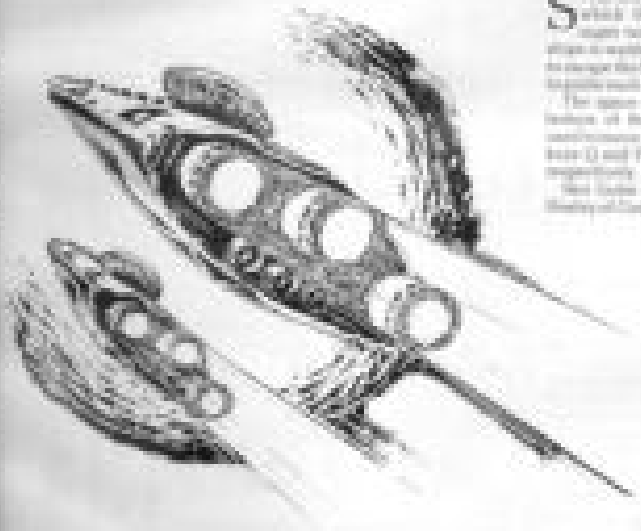
```
```



BINOMIAL DISTRIBUTION

BINOMIAL DISTRIBUTION

STAR GATES



STAR GATES is a 3K program in which the user is placed in an eight-point star field at the center of space and is required to destroy a force of enemy ships in order to advance to the next level of play. Each level has more enemy ships than the one before it, and the ships move faster and fire more frequently.

The space ship is controlled by four keys: I to move forward, M for reverse, and keys J and K to move left and right respectively.

Star Gates was submitted by Jim Keating of Columbus, Ohio.



```
130 POKE 16418,0
140 PRINT AT 21,0;"TYPE C  TO M
AKE A COPY VERSION"
145 IF INKEY$="" THEN GOTO 140
150 IF INKEY$="C" THEN GOTO 160
155 IF INKEY$<>"C" THEN RUN
170 GOTO 140
180 PRINT AT 21,0;"128 BYTES"
190 COPY
200 GOTO 130
```

Kaleidoscope

```
10 LET a=INT (RND*255+200
20 FOR n=1 TO a
30 LET x=INT (RND*22)
40 LET a=INT (RND*32)
50 LET b=x+(1-2*n<0)
60 LET b=x+(1-2*n<0)
70 PLOT a,y
80 PLOT b,y
90 PLOT a,21
100 PLOT x,21
110 NEXT n
```

THE AUTHOR of **Kaleidoscope**, Matthew Calcutty of Lytham Lanes, shares interesting hours with his ZX-81 projects. It will generate a random number of lines, random points on the bottom line of the screen and then randomly join the points up like other versions of the program. All the patterns created are symmetrical.

A [illegible] program [illegible] Matthew has had no experience [illegible] programming. Does [illegible] [illegible] [illegible]

CRIBBOARD



Cribbage, as the name suggests, is a counting system to use while playing cribbage. A board is displayed on which the state of the game is shown. As the blocked out holes on the board spell the conventional label is shown. The result is the accident of games to play on.

When run, the players are asked if they are playing a four or no-four game and the game is recorded as required. A maximum score of 31 is allowed on each turn and the computer traps figure of 19 cannot be scored. The score is entered by giving the letter of the player, followed by the score.

The program was sent in by Mr J Bennett of Dammam, Saudi Arabia. It requires the 16K BASIC pack.







Golf







MULTIPLICATION TRAIN

A CBM64 simple game for four or a variety of abilities with multiplication sums has been sent in by James Harrell, of Knightsdale, Yorkshire. Thanks to crackers train to the end of a track by giving the correct answers to multiplication problems of varying degrees of difficulty.

The program makes good use of the random function to produce different problems and a common alternative sounds of difficulty.

To start the game, press RETURN and select the level of difficulty or random effect and then a problem is then shown to which the player gives an answer. If correct, a train moves along a track with a puff of smoke from the funnel.

If not the train reaches the end of the track a further appears with "Well done".

Alternative difficulties can be obtained by changing the lines 60 to 80.

To help with the graphics in two can they are all shifted. Keys A, S, spaces, K, L, in line 130 then and 14 spaces.

BOMB RUN



```
IF SHOT=1 THEN LET BOM=
UL IF B-O THEN PRINT AT B+O,M;
IF SHOT=1 THEN LET M=O
IF SHOT=1 THEN LET B=B-1
IF B<1 THEN
THEN PRINT TAB
B-O THEN PRINT "
" AND B-M-O TAB
OUT OF CODE "
PRINT TAB
PRINT AT CODE "
CODE "
RETURN
```

YOUR MISSION is to fly at sea-top height and bomb your ships with the M key or a submarine hiding as a wave. After releasing your bomb you must climb steeply with the I key to avoid the cliffs above. Do not climb too soon as there is a ceiling over which planes incapable of sustaining level flight cannot progress.

The composer of the program, Andrew Sykes of Bexhill, Kent, commentates, says that balancing time (0 to 2) will enable it to finish with an unexpended 2.5 sec. He has previously tested the capabilities of the program and though planning they will be very optimistic capable of improvement. You might also try to achieve a running time. Graphics notes:

19—Graphic stolled 1; graphic
stolled to.
20—
21—
22—Graphic stolled 0; two graphic
stolled 0; graphic stolled 1;
graphic stolled 2; two graphic
stolled to.
23—Eight graphic stolled to.
24—Twenty-two graphic stolled to.

TREASURE HUNT is a game of mixed arcade quality. You are in a system of 21 underground caves linked with numerous and interwoven tunnels. The aim is to collect treasures by traveling over the caverns, and deposit it in Cave 21. You cannot carry more than five bags of treasure at a time and even one will slow your progress.

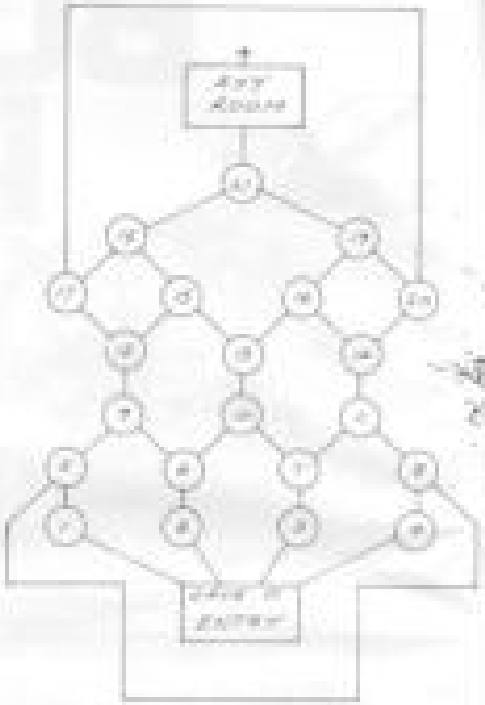
The display is of the current cave—see the illustration. You are able to store a limited path the caves have and the exits are represented by the arrow-off graphic. A bit like hop and bounce of the screen. It is not possible to return to the previous caves.

To protect yourself against monsters and to close a path through the labyrinth you can leave an obstacle with F followed by the appropriate cursor key. Remember, though, that time advises are observation rests as the monsters move no matches the captured treasure.

In Cave 11 there is a board of treasures guarded by a grinning armored robot. will attempt to steal off on the shoulder bags in it is usually only a temporary measure, unless you also divert or something else to which case the weapon will attack itself to the other robot.

The score is calculated by Measures bulked x 5, a treasure carried = 20 + whether daylight = 5, Environments is ignored if you score more than 50 between checks.


A few programs to be typed and typos from Paul Stevenson of Northwood Cleveland will 23 on.






Treasure Hunt






GRAPHIC GENERATOR



TED EARL the problems of generating graphics on the Spectrum. Mark Bentham of Bentsoftware, reviewed and also produced...

...When run it displays a random coloured graph for eight. The program is user-friendly, giving full instructions to ensure the maximum impact.

For breaking the designs of machine and for the right hand corner of the screen...






ALPHABET

ALPHABET is a teaching aid for children who do not yet read. It is designed to help them learn the letters in their correct order.

The children hear a letter been said by their teacher or their parent and then they have to find the letter on their keyboard. The distance of the keys from the letters is checked by the level of difficulty selected and the keys is entered with the word keyed in.

The program was written by P Hulme of Rotherham. It runs on an expand





MEMORY

[illegible] has [illegible] much more we started playing **Memory**. It is a memory-testing number for the [illegible] about, number you to try to recollect the positions of various symbols in a [illegible] grid.

The program first displays the grid and the 36 characters enclosed in it. You have only few seconds to study as closely the display and are then required to input the positions of [illegible] pairs of the symbols. Up to five players can compete and a [illegible] score is kept of your scores.


Submitted by Jack Anderson, of Aldridge, Denmark.

```
[illegible]
```




HOT PURSUIT

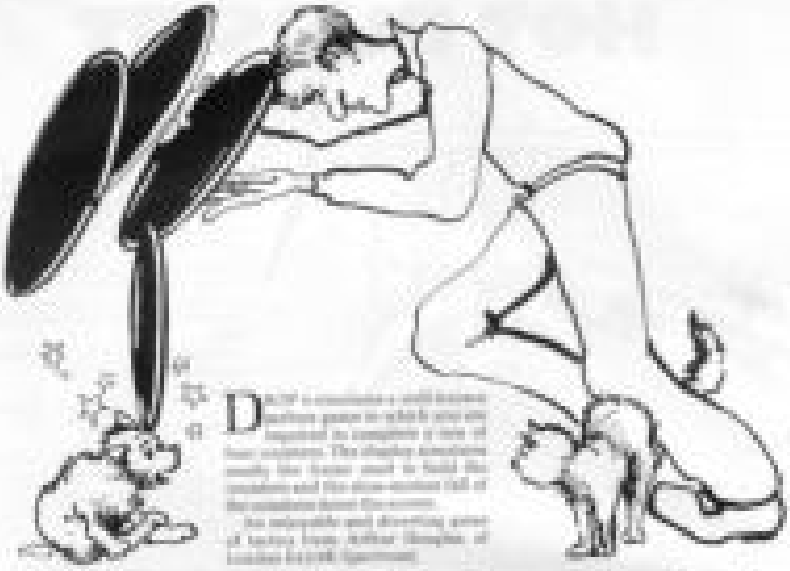




FRUIT GUARD







DROP 4



AIR SEA RESCUE



THE CREDIT of Air Sea Rescue is an amount a sailor looking for assistant before your helicopter. You must learn how to safely before you can use of how. You must the safety level with the sound control knowledge you will need if you get the chance in the water.


A letter of praise for completing the course, Andrew Blackburn of Truro, Cornwall, wrote, after successfully completing, reports the hardest thing to do. He did not manage anything better than 46 [illegible]

PHYSICS






SQUASHED







15 PUZZLE



THE 15PUZZLE will show a grid of 4 by 4 squares. The grid contains the first 15 letters of the alphabet in random order. Only the letters next to the grid, using the space, can be moved. The puzzle is solved when the letters are in their correct order.

The letters are moved with the joystick (cursor controls can't be used) in front of the second player. Your task is to complete the arrangement in as few moves as possible. A descending table counts, mainly having an influence by 10 C. Hartel of Chelmsford for the 64K Spectrum.

```
[illegible]
```



TWOS UP

TWOS UP is an Australian gambling game in which two coins are held on the tips of the four open fingers and thumb of one hand, and then spun. Bets are laid on how the coins fall, usually whether odd or even.

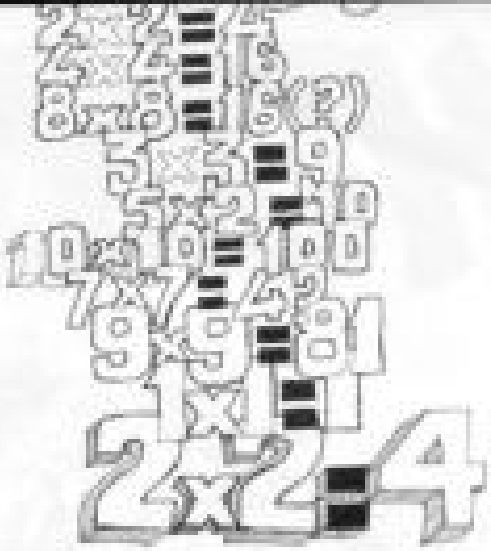
T. D. Needham of Worcester Park, Surrey, who submitted the program, suggests that the game has real possibilities as a fund-raiser if the four possibilities of heads-heads, tails-tails, heads-tails and tails-heads are taken into account.

"Odds of 3-2 against a correct selection should earn a fair percentage," he writes. "Enough if people are wise to leave either a friend or passing stranger—either is a necessary guest from Twosupsville—to model others with a pocketful of pennies and chew out the school band."

A neat game for two people with excellent graphics.—MR EX-PI



BUILDER



```
10 REM ** BUILDER **
20 REM
30 REM
40 REM
50 REM
60 REM
70 REM
80 REM
90 REM
100 REM
110 REM
120 REM
130 REM
140 REM
150 REM
160 REM
170 REM
180 REM
190 REM
200 REM
210 REM
220 REM
230 REM
240 REM
250 REM
260 REM
270 REM
280 REM
290 REM
300 REM
310 REM
320 REM
330 REM
340 REM
350 REM
360 REM
370 REM
380 REM
390 REM
400 REM
410 REM
420 REM
430 REM
440 REM
450 REM
460 REM
470 REM
480 REM
490 REM
500 REM
510 REM
520 REM
530 REM
540 REM
550 REM
560 REM
570 REM
580 REM
590 REM
600 REM
610 REM
620 REM
630 REM
640 REM
650 REM
660 REM
670 REM
680 REM
690 REM
700 REM
710 REM
720 REM
730 REM
740 REM
750 REM
760 REM
770 REM
780 REM
790 REM
800 REM
810 REM
820 REM
830 REM
840 REM
850 REM
860 REM
870 REM
880 REM
890 REM
900 REM
910 REM
920 REM
930 REM
940 REM
950 REM
960 REM
970 REM
980 REM
990 REM
1000 REM
```

SKITTLES



```
10 REM ** SKITTLES **
20 REM
30 REM
40 REM
50 REM
60 REM
70 REM
80 REM
90 REM
100 REM
110 REM
120 REM
130 REM
140 REM
150 REM
160 REM
170 REM
180 REM
190 REM
200 REM
210 REM
220 REM
230 REM
240 REM
250 REM
260 REM
270 REM
280 REM
290 REM
300 REM
310 REM
320 REM
330 REM
340 REM
350 REM
360 REM
370 REM
380 REM
390 REM
400 REM
410 REM
420 REM
430 REM
440 REM
450 REM
460 REM
470 REM
480 REM
490 REM
500 REM
510 REM
520 REM
530 REM
540 REM
550 REM
560 REM
570 REM
580 REM
590 REM
600 REM
610 REM
620 REM
630 REM
640 REM
650 REM
660 REM
670 REM
680 REM
690 REM
700 REM
710 REM
720 REM
730 REM
740 REM
750 REM
760 REM
770 REM
780 REM
790 REM
800 REM
810 REM
820 REM
830 REM
840 REM
850 REM
860 REM
870 REM
880 REM
890 REM
900 REM
910 REM
920 REM
930 REM
940 REM
950 REM
960 REM
970 REM
980 REM
990 REM
1000 REM
```

HORSE




```
```

Now you can watch a horse race without having to leave the comfort of your own home. All you need is a friend to play against, both of you to have a computer, and one copy of this program. Each player selects his horses and then counts the number of the horse he has selected and whether he wants to bet each race or not.

The players start with an amount of capital and wagers according to the odds on each horse and the type of bet (win, place, show). The game ends when one of the players finds himself without cash.

Enter Program 1. When the program is run, it will ask for the number of players. Enter 1 or 2. Next, the program will ask for the name of each player. Enter the name and press RETURN. Each player will be given $1000 to start with.

The program will then ask for the number of horses in the race. Enter a number between 2 and 8 and press RETURN. Next, the program will ask for the name of each horse. Enter the name and press RETURN.

The program will then ask for the odds of each horse. Enter the odds and press RETURN. The odds are entered as a fraction, such as 3/1 or 5/2. Enter the numerator (the first number) and press RETURN. Then enter the denominator (the second number) and press RETURN.

The program will then ask for the bet for each player. Enter the bet and press RETURN. The bet can be any amount up to the player's capital. The program will then ask for the type of bet (win, place, show). Enter the type of bet and press RETURN.

The program will then run the race and display the results. The program will then ask if you want to play again. Enter Y or N and press RETURN.

RACE





ALPHABETICAL SORTING



ALPHABETICAL SORTING is a basic operation for anything that uses alphabetical order. Either the numbers in lines 4040 and 4050 should be the number of characters in A$, the example, if you think AA CHILD, the number in lines lines should be two.

Michael Thomas of St Edmund's School Bedford, Cambridge, who sent the program, says that it is the fastest sort of which he knows for the ZX-81.



OL' FAITHFUL

THIS is one of two programs included in this collection for ZX-81 users. It is a very simple, user-friendly program intended for young children.


It features old Charlie, Knee, who wants to send his dog a message after many years of owning a ZX-81 (so he thought). It was then he bought a ladies machine, probably like Tupperware, the weekend he found his old faithful to be reckless with some dodgy spelling from there he decided to...

The talking machine comes to allow the private eating the machine to input their names. Does not matter. This can run, it asks what kind of name is to be attempted and there allows the intended pedigree. An answer is given and that is judged correct or incorrect, giving the correct answer. There REVEAL for another attempt.

In the case of division the answer is given in terms of a whole number and then the remainder, both of which are input separately.



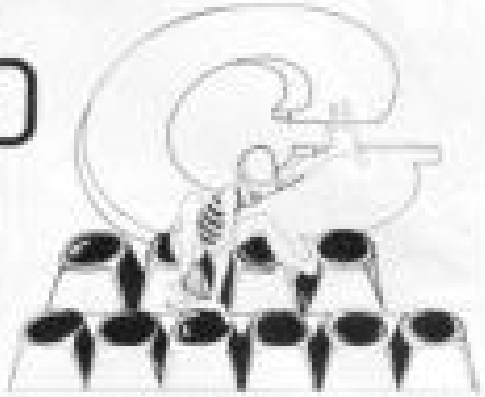
The W



ERM Game



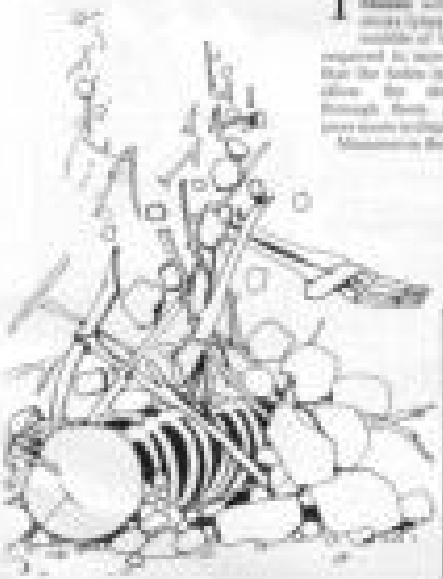
KEYBOARD



KEYBOARD is a tool for all programmers of microcomputer keyboard. A letter will appear on the screen flashing full KB for self-calibration to an inverse space at stage left. Then wait to let the appropriate key before the letter semi-automatic. Small things happened and have managed only five in last study.

Submitted by Graham Woods of Kentish Survey for the CP/M.






STICKS AND STONES




QUADRATIC EQUATIONS



A NEAT program for solving quadratic equations of the form $ax^2 + bx + c = 0$ has been sent in by Richard Harris of Eastleigh, Hampshire.

The program invites you to enter the coefficients of the equation and then displays the equation with the known values inserted, followed by the roots. It also points out when a negative square root occurs.

[30—Graphic dotted]
[31—Graphic dotted]
[40—Two graphics dotted to



HANGMAN is an improved and updated version of T. Cott's 32-bit Hangman game for Microdeal's Color Dos. This version makes the game easier of opening a display of the options, alphabetical user stage for every keyboard games.

The 100-word vocabulary consists of 40 six-, seven- and eight-letter words selected randomly from a dictionary-sized string.

This proves a reasonably satisfactory listing for this game and to therefore worth a place in anyone's cassette collection. It was sent by P Hopkinson of Tamworth, Staffs for the 16K ECB.



HANGMAN





TOAD in the HOLE


TOAD IN THE HOLE is a game which is reasonably easily translatable for use on many computers. Its use of fairly simple graphics to illustrate a mathematical concept is reminiscent of the Sliding Numbers game (Spectrum in issue two) and should especially be useful for teachers and students of mathematics.

The program was sent by David Hanson, a mathematics master at Cambridgeshire Polytechnic School (081-33-44).

```
   10 PRINT AT 8,6;"TOAD IN THE H
OLE"
   20 PRINT AT 1,0;"Copyright Geof
frey Hanson"
   30 PRINT AT 2,15;"By"
   40 PRINT AT 3,10;"DAVID HANSON
"
   50 PAUSE 100
   60 PRINT AT 7,0;"IN THIS GAME,
 YOU MAKE THE TOAD HOPS INTO THE
 HOLE  BY PRESSING THE CORRECT N
UMBER KEYS.          PRESS NEWLINE
 TO CONTINUE."
   70 PAUSE 500
   75 CLS
   80 LET B=1
   90 FOR D=0 TO 19
100 PRINT AT 2,D;"[graphics 6]"
110 NEXT D
120 LET B=20
130 FOR D=0 TO 19
140 PRINT AT 2,D;"[graphics 7]"
150 NEXT D
160 LET D=1
```



```
 170 FOR E=0 TO 15
 180 PRINT AT E,0;"[ﾎﾜｲﾄｽﾍﾟｰｽ 8ｺﾞ"
 190 NEXT E
 200 LET C=0
 210 FOR E=0 TO 19
 220 PRINT AT E,0;"[ﾎﾜｲﾄｽﾍﾟｰｽ 7ｺﾞ"
 230 NEXT E
 240 LET E=0
 250 FOR D=4 TO 16 STEP 3
 260 PRINT AT E,D;"[ﾎﾜｲﾄｽﾍﾟｰｽ 8ｺﾞ"
 270 NEXT D
 280 LET D=1
 290 FOR E=0 TO 17 STEP 3
 300 PRINT AT E,D;"[ﾎﾜｲﾄｽﾍﾟｰｽ 9ｺﾞ"
 310 NEXT E
 320 PRINT AT 1,1;"[ﾎﾜｲﾄｽﾍﾟｰｽ 3ｺﾞ[
RT 1,5R;"[ﾎﾜｲﾄｽﾍﾟｰｽ 4ｺﾞ[RT 20,1;"[
ﾎﾜｲﾄｽﾍﾟｰｽ 2ｺﾞ[RT 20,28;"[ﾎﾜｲﾄｽﾍﾟｰｽ 3
ｺﾞ"
 330 PRINT AT 20,0;"8";AT 17,0;"
1";AT 14,0;"2";AT 11,0;"3";AT 8,
0;"4";AT 5,0;"5";AT 2,0;"6"
 340 PRINT AT 21,1;"0  1  2  3
4  5  6"
 350 LET M$="[ﾎﾜｲﾄｽﾍﾟｰｽ 5[ｶｰｿﾙｷｰ4ｺﾛﾝ
ｶﾗﾅﾗﾍﾞﾙﾎﾜｲﾄｽﾍﾟｰｽ 5ｺﾞ"
 360 LET B$="[ﾎﾜｲﾄｽﾍﾟｰｽ 5[ｶｰｿﾙｷｰ4ｺﾛﾝ
ｶﾗﾅﾗﾍﾞﾙﾎﾜｲﾄｽﾍﾟｰｽ 4ｺﾞ"
 370 LET C$="[ﾎﾜｲﾄｽﾍﾟｰｽ 5[SPACE 5ｺﾛﾝ
ｶﾗﾅﾗﾍﾞﾙ 6ｺﾞ"
 380 LET D$="[ﾎﾜｲﾄ    "
 390 LET E$="[ﾎﾜｲﾄｽﾍﾟｰｽ 3[ｶｰｿﾙｷｰ4ｺﾛﾝ
ｶﾗﾅﾗﾍﾞﾙﾎﾜｲﾄｽﾍﾟｰｽ 4ｺﾞ"
 400 LET F$="[ﾎﾜｲﾄｽﾍﾟｰｽ 8[ｶｰｿﾙｷｰ
8ﾛﾝｶﾗﾅﾗﾍﾞﾙﾎﾜｲﾄｽﾍﾟｰｽ 7ｺﾞ"
 410 LET G$="[ﾎﾜｲﾄｽﾍﾟｰｽ 3[ｶｰｿﾙｷｰ4ｺﾛﾝ
ｶﾗﾅﾗﾍﾞﾙ ﾌﾙｰﾎﾜｲﾄｽﾍﾟｰｽ 1ｺﾞ"
 420 LET J=INT (RND*8)+1
 430 LET I=INT (RND*8)+1
 440 LET J=J*3
 450 PRINT AT 17,I*4;M$;AT 19,I*4
;A$;"[";AT 18,I*4;B$;"[";AT 17+J,I*4;
A$;"[";AT 18+J,I*4;B$;"[";AT 17+J,I*4;A
$;"[";AT 18+J,I*4;B$;"[";
 460 IF J=15 THEN 490
 470 LET J=J+3
 480 GOTO 420
 490 PRINT AT 17,I*4;M$;AT 19,I*4
;A$;"[";AT 18+J,I*4;B$;"[";AT 17+J,I*4;A
$;"[";AT 18+J,I*4;B$;"[";
 500 PRINT AT 0,21;"HOW MANY"
 510 PRINT AT 1,21;"SPACES "
 520 PRINT AT 2,21;"RIGHT ?"
 530 INPUT P
 535 IF P<35 OR P>38 THEN GOTO 510
 540 PRINT AT 4,21;"RIGHT ";P
 550 PAUSE 100
 560 PRINT AT 2,21;"OR ?   "
 570 INPUT D
 575 IF D<35 OR D>38 THEN GOTO 560
 580 PRINT AT 5,21;"UP    ";D
 590 PAUSE 100
 600 PRINT AT 19,0;D$;AT 19,P-1;A
$;AT 19,P;D$
 610 LET R=INT(RND*4+1
 615 LET R=R*90
 620 PRINT AT 19-R/90,P-1;A$
 630 PRINT AT 18-R/90,P-1;B$
 640 PRINT AT 17-R/90,P-1;M$
 650 PAUSE 100
 670 PRINT AT 0,21;"                "
 680 PRINT AT 2,21;"                "
 690 PRINT AT 4,21;"                "
 700 PRINT AT 5,21;"                "
 710 IF R<>90 OR P<>35 THEN PRINT AT
 0,21;"HARD LUCK!"
 715 IF R=90 AND P=35 THEN PRINT AT
 0,21;"WELL DONE"
 720 PRINT AT 2,21;"THE TOAD"
 730 PRINT AT 3,21;"HAS TO "
 740 PRINT AT 4,21;"MOVE "
 750 PRINT AT 5,21;"BY"STR$(R)
 760 PRINT AT 6,21;"TO THE "
 770 PRINT AT 7,21;"LEFT"
 780 PRINT AT 8,21;"TRAVEL ACROSS"
 790 PRINT AT 10,24;"[ﾎﾜｲﾄｽﾍﾟｰｽ 9ｺﾞ
SPACE [ﾎﾜｲﾄｽﾍﾟｰｽ 5ｺﾞ"
 1000 PRINT AT 11,24;"[ﾎﾜｲﾄｽﾍﾟｰｽ 9ｺﾞ
SPACE [ﾎﾜｲﾄｽﾍﾟｰｽ 5ｺﾞ"
 1010 PRINT AT 10,28;R
 1020 PRINT AT 11,28;I
 1030 PRINT AT 14,21;"POSITION ";P
 1040 PRINT AT 15,21;"AND THEN"
 1050 PRINT AT 16,21;"MEAL[ME"
 1060 PRINT AT 18,21;"FOR ANOTHER
 "
 1070 PRINT AT 20,21;"TRY"
```



3-D HUNT



WE HAVE received many programs for finding numbers hiding hidden in a grid. 3-D Hunt is the first we have had requiring answers in x,y,z coordinates.

The display is of x,y by z numbered layers representing the front of the cube. Beneath is the strip representing depth, the right-hand end of the strip being the front of the cube. The computer has a choice of 729 positions to refresh to hide itself.

Enter a number for the first number for the column, and a third for the depth. Four positions will be displayed and as will three letters to show the relative positions of the computer.

A report of YYY, for example, would indicate that your first and second numbers should be low, and your third should be greater. The last F indicates "in front of".

If one of the report figures does not appear, suspect that you have hit the correct value. A blank space shows you have found the hidden and the number of attempts you required is displayed.

An interesting game for the 16/32-bit from Paul Allen of Wigan, Greater Manchester. Graphics routine

4— Increase by pixel

5— Plots graphics dot

6— Graphics 2

7,8— Increase 2

9,10— Increase by pixel

ONE-ARMED BANDIT



IF YOU are too busy to attend our next gamble, **One-armed Bandit** is a fruit machine simulator for the 48K ZX-81, submitted by Andrew Jackson and Paul Jones of Warrington Cheshire.

The aim is to line-up the fruits displayed on the three reels. If you manage a jackpot, you are given the chance to take a 10p, 50p, gamble with your winnings (1-9). You can win five times in succession, at best 50 Five points can also be won for a dangerous line.

Occasionally you are given a "nudge" option (i.e. — the chance to change three fruits). To nudge up the reel one place, press 1, for next two places 2 and press 0 for reel three. To nudge a reel down one place press 0, for all 3 if you do not wish to nudge press N.

The program usually will read for seven kind of input, so it is crucial not to type in anything but [illegible]

[illegible]



CHARACTER MAKER

CHARACTER MAKER changes the characters set of the VIC 20. It will now change the colours to produce foreign and blocks of strange patterns.

The main program is a machine code routine set up using the POKE command. After running, the main routine removes itself from the memory but leaves the new CHAR.

When the program is in memory, type in one of the demonstration programs. They will show some new patterns on the screen. You can also make your own programs which create patterns on the screen which choose at random.

The program was input by A Rubin Lowndes of Shotland Essex.

```
[illegible machine code listing]
```

PICTURE will provide you with a means of displaying your programs in a really professional way. It works in advance on screen pixel and allows to input your commands and the computer will print the pic into approximately equal pieces. When you have finished, PICTURE will put the program with lines to labelling the different shapes it used in known around the screen and you enter your label and then it's and then it's on completion. As many of us for the a recollection will never see in the next step of the routine which enables you to take your shapes.

This useful programs was entered by Paul Hands of North Harrow for the VIC Spectrum.

PIE CHART





COVER T



THE BOX

A GOOD, interesting game, which takes slightly less than 8K of memory on the ZX-81 is sent by John Ellis, of Wimborne, Dorset. He says it is based on an old French game known as **Meet the Box**.

The aim is to eliminate each of numbers from one to nine by drawing two lines. The total formed can then be used to eliminate numbers which add to the same total. For example, if a three and a five are drawn, any combination of two numbers adding to eight can be eliminated.

The chosen numbers are entered together and the program checks for illegal moves. The game continues until it is impossible to make a move; no number can be eliminated twice. To end the game, press stop and the total of the numbers remaining is displayed. After a number of plays, a winning average of the remaining totals is shown. Ellis says that after nine to ten plays this average for 10 games nears 0. The program is over 2 kbytes.

To help print the graphics in more detail listings are in reverse (spaces as set there are ink spaces, to call them set to spaces and ink spaces).






GHOST TREKKER

GHOST TREKKER is a game of exploration, challenging, puzzle solving, quick thinking and quick combat. Explore as you chase a ghost around the haunted house.

You begin as an 'arrow' in the top left of the screen and change direction and character with 1 and 2 respectively. Move with 8 (left) and 9 (right) and the ghost leaves a trail which you are not allowed to cross in your attempt to contact the ghost exactly.


If you have sufficient luck and skilful planning to corner the fugitive phantom, you will be congratulated and your score displayed. A interesting prize for the fastest ghost trekker is the coveted Golden Arrow of Llandudno Carnival! Graphics codes:


```
130—Clears new screen (10 times)
140—Screen A graphics stored in
     screen C, graphics stored in
     screen A
150—Screen C graphics stored in
     screen B
200—Chapter A
500—Screen C graphics stored in
     screen A
510—Chapter C
520—Screen B graphics stored in
     screen C
530—Chapter B
540—Screen C graphics stored in
     screen B
550—Chapter C
560—Screen B graphics stored in
     screen C
570—Chapter A
580—Screen A graphics stored in
     screen B
590—Chapter B
600—Screen B graphics stored in
     screen A
610—Chapter A
620—Screen A graphics stored in
     screen C
630—Chapter C
640—Screen C graphics stored in
     screen B
650—Chapter B
660—Screen B graphics stored in
     screen A
670—Chapter A
680—Screen A graphics stored in
     screen C
690—Chapter C
700—Screen C graphics stored in
     screen B
710—Chapter B
720—Screen B graphics stored in
     screen A
730—Chapter A
740—Screen A graphics stored in
     screen C
750—Chapter C
760—Screen C graphics stored in
     screen B
770—Chapter B
780—Screen B graphics stored in
     screen A
790—Chapter A
800—Screen A graphics stored in
     screen C
810—Chapter C
820—Screen C graphics stored in
     screen B
830—Chapter B
840—Screen B graphics stored in
     screen A
850—Chapter A
860—Screen A graphics stored in
     screen C
870—Chapter C
880—Screen C graphics stored in
     screen B
890—Chapter B
900—Screen B graphics stored in
     screen A
910—Chapter A
920—Screen A graphics stored in
     screen C
930—Chapter C
940—Screen C graphics stored in
     screen B
950—Chapter B
960—Screen B graphics stored in
     screen A
970—Chapter A
980—Screen A graphics stored in
     screen C
990—Chapter C
1000—Screen C graphics stored in
     screen B
1010—Chapter B
1020—Screen B graphics stored in
     screen A
1030—Chapter A
1040—Screen A graphics stored in
     screen C
1050—Chapter C
1060—Screen C graphics stored in
     screen B
1070—Chapter B
1080—Screen B graphics stored in
     screen A
1090—Chapter A
1100—Screen A graphics stored in
     screen C
1110—Chapter C
1120—Screen C graphics stored in
     screen B
1130—Chapter B
1140—Screen B graphics stored in
     screen A
1150—Chapter A
1160—Screen A graphics stored in
     screen C
1170—Chapter C
1180—Screen C graphics stored in
     screen B
1190—Chapter B
1200—Screen B graphics stored in
     screen A
1210—Chapter A
1220—Screen A graphics stored in
     screen C
1230—Chapter C
1240—Screen C graphics stored in
     screen B
1250—Chapter B
1260—Screen B graphics stored in
     screen A
1270—Chapter A
1280—Screen A graphics stored in
     screen C
1290—Chapter C
1300—Screen C graphics stored in
     screen B
1310—Chapter B
1320—Screen B graphics stored in
     screen A
1330—Chapter A
1340—Screen A graphics stored in
     screen C
1350—Chapter C
1360—Screen C graphics stored in
     screen B
1370—Chapter B
1380—Screen B graphics stored in
     screen A
1390—Chapter A
1400—Screen A graphics stored in
     screen C
1410—Chapter C
1420—Screen C graphics stored in
     screen B
1430—Chapter B
1440—Screen B graphics stored in
     screen A
1450—Chapter A
1460—Screen A graphics stored in
     screen C
1470—Chapter C
1480—Screen C graphics stored in
     screen B
1490—Chapter B
1500—Screen B graphics stored in
     screen A
1510—Chapter A
1520—Screen A graphics stored in
     screen C
1530—Chapter C
1540—Screen C graphics stored in
     screen B
1550—Chapter B
1560—Screen B graphics stored in
     screen A
1570—Chapter A
1580—Screen A graphics stored in
     screen C
1590—Chapter C
1600—Screen C graphics stored in
     screen B
1610—Chapter B
1620—Screen B graphics stored in
     screen A
1630—Chapter A
1640—Screen A graphics stored in
     screen C
1650—Chapter C
1660—Screen C graphics stored in
     screen B
1670—Chapter B
1680—Screen B graphics stored in
     screen A
1690—Chapter A
1700—Screen A graphics stored in
     screen C
1710—Chapter C
1720—Screen C graphics stored in
     screen B
1730—Chapter B
1740—Screen B graphics stored in
     screen A
1750—Chapter A
1760—Screen A graphics stored in
     screen C
1770—Chapter C
1780—Screen C graphics stored in
     screen B
1790—Chapter B
1800—Screen B graphics stored in
     screen A
1810—Chapter A
1820—Screen A graphics stored in
     screen C
1830—Chapter C
1840—Screen C graphics stored in
     screen B
1850—Chapter B
1860—Screen B graphics stored in
     screen A
1870—Chapter A
1880—Screen A graphics stored in
     screen C
1890—Chapter C
1900—Screen C graphics stored in
     screen B
1910—Chapter B
1920—Screen B graphics stored in
     screen A
1930—Chapter A
1940—Screen A graphics stored in
     screen C
1950—Chapter C
1960—Screen C graphics stored in
     screen B
1970—Chapter B
1980—Screen B graphics stored in
     screen A
1990—Chapter A
2000—Screen A graphics stored in
     screen C
2010—Chapter C
2020—Screen C graphics stored in
     screen B
2030—Chapter B
2040—Screen B graphics stored in
     screen A
2050—Chapter A
2060—Screen A graphics stored in
     screen C
2070—Chapter C
2080—Screen C graphics stored in
     screen B
2090—Chapter B
2100—Screen B graphics stored in
     screen A
2110—Chapter A
2120—Screen A graphics stored in
     screen C
2130—Chapter C
2140—Screen C graphics stored in
     screen B
2150—Chapter B
2160—Screen B graphics stored in
     screen A
2170—Chapter A
2180—Screen A graphics stored in
     screen C
2190—Chapter C
2200—Screen C graphics stored in
     screen B
2210—Chapter B
2220—Screen B graphics stored in
     screen A
2230—Chapter A
2240—Screen A graphics stored in
     screen C
2250—Chapter C
2260—Screen C graphics stored in
     screen B
2270—Chapter B
2280—Screen B graphics stored in
     screen A
2290—Chapter A
2300—Screen A graphics stored in
     screen C
2310—Chapter C
2320—Screen C graphics stored in
     screen B
2330—Chapter B
2340—Screen B graphics stored in
     screen A
2350—Chapter A
2360—Screen A graphics stored in
     screen C
2370—Chapter C
2380—Screen C graphics stored in
     screen B
2390—Chapter B
2400—Screen B graphics stored in
     screen A
2410—Chapter A
2420—Screen A graphics stored in
     screen C
2430—Chapter C
2440—Screen C graphics stored in
     screen B
2450—Chapter B
2460—Screen B graphics stored in
     screen A
2470—Chapter A
2480—Screen A graphics stored in
     screen C
2490—Chapter C
2500—Screen C graphics stored in
     screen B
2510—Chapter B
2520—Screen B graphics stored in
     screen A
2530—Chapter A
2540—Screen A graphics stored in
     screen C
2550—Chapter C
2560—Screen C graphics stored in
     screen B
2570—Chapter B
2580—Screen B graphics stored in
     screen A
2590—Chapter A
2600—Screen A graphics stored in
     screen C
2610—Chapter C
2620—Screen C graphics stored in
     screen B
2630—Chapter B
2640—Screen B graphics stored in
     screen A
2650—Chapter A
2660—Screen A graphics stored in
     screen C
2670—Chapter C
2680—Screen C graphics stored in
     screen B
2690—Chapter B
2700—Screen B graphics stored in
     screen A
2710—Chapter A
2720—Screen A graphics stored in
     screen C
2730—Chapter C
2740—Screen C graphics stored in
     screen B
2750—Chapter B
2760—Screen B graphics stored in
     screen A
2770—Chapter A
2780—Screen A graphics stored in
     screen C
2790—Chapter C
2800—Screen C graphics stored in
     screen B
2810—Chapter B
2820—Screen B graphics stored in
     screen A
2830—Chapter A
2840—Screen A graphics stored in
     screen C
2850—Chapter C
2860—Screen C graphics stored in
     screen B
2870—Chapter B
2880—Screen B graphics stored in
     screen A
2890—Chapter A
2900—Screen A graphics stored in
     screen C
2910—Chapter C
2920—Screen C graphics stored in
     screen B
2930—Chapter B
2940—Screen B graphics stored in
     screen A
2950—Chapter A
2960—Screen A graphics stored in
     screen C
2970—Chapter C
2980—Screen C graphics stored in
     screen B
2990—Chapter B
3000—Screen B graphics stored in
     screen A
3010—Chapter A
3020—Screen A graphics stored in
     screen C
3030—Chapter C
3040—Screen C graphics stored in
     screen B
3050—Chapter B
3060—Screen B graphics stored in
     screen A
3070—Chapter A
3080—Screen A graphics stored in
     screen C
3090—Chapter C
3100—Screen C graphics stored in
     screen B
3110—Chapter B
3120—Screen B graphics stored in
     screen A
3130—Chapter A
3140—Screen A graphics stored in
     screen C
3150—Chapter C
3160—Screen C graphics stored in
     screen B
3170—Chapter B
3180—Screen B graphics stored in
     screen A
3190—Chapter A
3200—Screen A graphics stored in
     screen C
3210—Chapter C
3220—Screen C graphics stored in
     screen B
3230—Chapter B
3240—Screen B graphics stored in
     screen A
3250—Chapter A
3260—Screen A graphics stored in
     screen C
3270—Chapter C
3280—Screen C graphics stored in
     screen B
3290—Chapter B
3300—Screen B graphics stored in
     screen A
3310—Chapter A
3320—Screen A graphics stored in
     screen C
3330—Chapter C
3340—Screen C graphics stored in
     screen B
3350—Chapter B
3360—Screen B graphics stored in
     screen A
3370—Chapter A
3380—Screen A graphics stored in
     screen C
3390—Chapter C
3400—Screen C graphics stored in
     screen B
3410—Chapter B
3420—Screen B graphics stored in
     screen A
3430—Chapter A
3440—Screen A graphics stored in
     screen C
3450—Chapter C
3460—Screen C graphics stored in
     screen B
3470—Chapter B
3480—Screen B graphics stored in
     screen A
3490—Chapter A
3500—Screen A graphics stored in
     screen C
3510—Chapter C
3520—Screen C graphics stored in
     screen B
3530—Chapter B
3540—Screen B graphics stored in
     screen A
3550—Chapter A
3560—Screen A graphics stored in
     screen C
3570—Chapter C
3580—Screen C graphics stored in
     screen B
3590—Chapter B
3600—Screen B graphics stored in
     screen A
3610—Chapter A
3620—Screen A graphics stored in
     screen C
3630—Chapter C
3640—Screen C graphics stored in
     screen B
3650—Chapter B
3660—Screen B graphics stored in
     screen A
3670—Chapter A
3680—Screen A graphics stored in
     screen C
3690—Chapter C
3700—Screen C graphics stored in
     screen B
3710—Chapter B
3720—Screen B graphics stored in
     screen A
3730—Chapter A
3740—Screen A graphics stored in
     screen C
3750—Chapter C
3760—Screen C graphics stored in
     screen B
3770—Chapter B
3780—Screen B graphics stored in
     screen A
3790—Chapter A
3800—Screen A graphics stored in
     screen C
3810—Chapter C
3820—Screen C graphics stored in
     screen B
3830—Chapter B
3840—Screen B graphics stored in
     screen A
3850—Chapter A
3860—Screen A graphics stored in
     screen C
3870—Chapter C
3880—Screen C graphics stored in
     screen B
3890—Chapter B
3900—Screen B graphics stored in
     screen A
3910—Chapter A
3920—Screen A graphics stored in
     screen C
3930—Chapter C
3940—Screen C graphics stored in
     screen B
3950—Chapter B
3960—Screen B graphics stored in
     screen A
3970—Chapter A
3980—Screen A graphics stored in
     screen C
3990—Chapter C
4000—Screen C graphics stored in
     screen B
4010—Chapter B
4020—Screen B graphics stored in
     screen A
4030—Chapter A
4040—Screen A graphics stored in
     screen C
4050—Chapter C
4060—Screen C graphics stored in
     screen B
4070—Chapter B
4080—Screen B graphics stored in
     screen A
4090—Chapter A
4100—Screen A graphics stored in
     screen C
4110—Chapter C
4120—Screen C graphics stored in
     screen B
4130—Chapter B
4140—Screen B graphics stored in
     screen A
4150—Chapter A
4160—Screen A graphics stored in
     screen C
4170—Chapter C
4180—Screen C graphics stored in
     screen B
4190—Chapter B
4200—Screen B graphics stored in
     screen A
4210—Chapter A
4220—Screen A graphics stored in
     screen C
4230—Chapter C
4240—Screen C graphics stored in
     screen B
4250—Chapter B
4260—Screen B graphics stored in
     screen A
4270—Chapter A
4280—Screen A graphics stored in
     screen C
4290—Chapter C
4300—Screen C graphics stored in
     screen B
4310—Chapter B
4320—Screen B graphics stored in
     screen A
4330—Chapter A
4340—Screen A graphics stored in
     screen C
4350—Chapter C
4360—Screen C graphics stored in
     screen B
4370—Chapter B
4380—Screen B graphics stored in
     screen A
4390—Chapter A
4400—Screen A graphics stored in
     screen C
4410—Chapter C
4420—Screen C graphics stored in
     screen B
4430—Chapter B
4440—Screen B graphics stored in
     screen A
4450—Chapter A
4460—Screen A graphics stored in
     screen C
4470—Chapter C
4480—Screen C graphics stored in
     screen B
4490—Chapter B
4500—Screen B graphics stored in
     screen A
4510—Chapter A
4520—Screen A graphics stored in
     screen C
4530—Chapter C
4540—Screen C graphics stored in
     screen B
4550—Chapter B
4560—Screen B graphics stored in
     screen A
4570—Chapter A
4580—Screen A graphics stored in
     screen C
4590—Chapter C
4600—Screen C graphics stored in
     screen B
4610—Chapter B
4620—Screen B graphics stored in
     screen A
4630—Chapter A
4640—Screen A graphics stored in
     screen C
4650—Chapter C
4660—Screen C graphics stored in
     screen B
4670—Chapter B
4680—Screen B graphics stored in
     screen A
4690—Chapter A
4700—Screen A graphics stored in
     screen C
4710—Chapter C
4720—Screen C graphics stored in
     screen B
4730—Chapter B
4740—Screen B graphics stored in
     screen A
4750—Chapter A
4760—Screen A graphics stored in
     screen C
4770—Chapter C
4780—Screen C graphics stored in
     screen B
4790—Chapter B
4800—Screen B graphics stored in
     screen A
4810—Chapter A
4820—Screen A graphics stored in
     screen C
4830—Chapter C
4840—Screen C graphics stored in
     screen B
4850—Chapter B
4860—Screen B graphics stored in
     screen A
4870—Chapter A
4880—Screen A graphics stored in
     screen C
4890—Chapter C
4900—Screen C graphics stored in
     screen B
4910—Chapter B
4920—Screen B graphics stored in
     screen A
4930—Chapter A
4940—Screen A graphics stored in
     screen C
4950—Chapter C
4960—Screen C graphics stored in
     screen B
4970—Chapter B
4980—Screen B graphics stored in
     screen A
4990—Chapter A
5000—Screen A graphics stored in
     screen C
5010—Chapter C
5020—Screen C graphics stored in
     screen B
5030—Chapter B
5040—Screen B graphics stored in
     screen A
5050—Chapter A
5060—Screen A graphics stored in
     screen C
5070—Chapter C
5080—Screen C graphics stored in
     screen B
5090—Chapter B
5100—Screen B graphics stored in
     screen A
5110—Chapter A
5120—Screen A graphics stored in
     screen C
5130—Chapter C
5140—Screen C graphics stored in
     screen B
5150—Chapter B
5160—Screen B graphics stored in
     screen A
5170—Chapter A
5180—Screen A graphics stored in
     screen C
5190—Chapter C
5200—Screen C graphics stored in
     screen B
5210—Chapter B
5220—Screen B graphics stored in
     screen A
5230—Chapter A
5240—Screen A graphics stored in
     screen C
5250—Chapter C
5260—Screen C graphics stored in
     screen B
5270—Chapter B
5280—Screen B graphics stored in
     screen A
5290—Chapter A
5300—Screen A graphics stored in
     screen C
5310—Chapter C
5320—Screen C graphics stored in
     screen B
5330—Chapter B
5340—Screen B graphics stored in
     screen A
5350—Chapter A
5360—Screen A graphics stored in
     screen C
5370—Chapter C
5380—Screen C graphics stored in
     screen B
5390—Chapter B
5400—Screen B graphics stored in
     screen A
5410—Chapter A
5420—Screen A graphics stored in
     screen C
5430—Chapter C
5440—Screen C graphics stored in
     screen B
5450—Chapter B
5460—Screen B graphics stored in
     screen A
5470—Chapter A
5480—Screen A graphics stored in
     screen C
5490—Chapter C
5500—Screen C graphics stored in
     screen B
5510—Chapter B
5520—Screen B graphics stored in
     screen A
5530—Chapter A
5540—Screen A graphics stored in
     screen C
5550—Chapter C
5560—Screen C graphics stored in
     screen B
5570—Chapter B
5580—Screen B graphics stored in
     screen A
5590—Chapter A
5600—Screen A graphics stored in
     screen C
5610—Chapter C
5620—Screen C graphics stored in
     screen B
5630—Chapter B
5640—Screen B graphics stored in
     screen A
5650—Chapter A
5660—Screen A graphics stored in
     screen C
5670—Chapter C
5680—Screen C graphics stored in
     screen B
5690—Chapter B
5700—Screen B graphics stored in
     screen A
5710—Chapter A
5720—Screen A graphics stored in
     screen C
5730—Chapter C
5740—Screen C graphics stored in
     screen B
5750—Chapter B
5760—Screen B graphics stored in
     screen A
5770—Chapter A
5780—Screen A graphics stored in
     screen C
5790—Chapter C
5800—Screen C graphics stored in
     screen B
5810—Chapter B
5820—Screen B graphics stored in
     screen A
5830—Chapter A
5840—Screen A graphics stored in
     screen C
5850—Chapter C
5860—Screen C graphics stored in
     screen B
5870—Chapter B
5880—Screen B graphics stored in
     screen A
5890—Chapter A
5900—Screen A graphics stored in
     screen C
5910—Chapter C
5920—Screen C graphics stored in
     screen B
5930—Chapter B
5940—Screen B graphics stored in
     screen A
5950—Chapter A
5960—Screen A graphics stored in
     screen C
5970—Chapter C
5980—Screen C graphics stored in
     screen B
5990—Chapter B
6000—Screen B graphics stored in
     screen A
6010—Chapter A
6020—Screen A graphics stored in
     screen C
6030—Chapter C
6040—Screen C graphics stored in
     screen B
6050—Chapter B
6060—Screen B graphics stored in
     screen A
6070—Chapter A
6080—Screen A graphics stored in
     screen C
6090—Chapter C
6100—Screen C graphics stored in
     screen B
6110—Chapter B
6120—Screen B graphics stored in
     screen A
6130—Chapter A
6140—Screen A graphics stored in
     screen C
6150—Chapter C
6160—Screen C graphics stored in
     screen B
6170—Chapter B
6180—Screen B graphics stored in
     screen A
6190—Chapter A
6200—Screen A graphics stored in
     screen C
6210—Chapter C
6220—Screen C graphics stored in
     screen B
6230—Chapter B
6240—Screen B graphics stored in
     screen A
6250—Chapter A
6260—Screen A graphics stored in
     screen C
6270—Chapter C
6280—Screen C graphics stored in
     screen B
6290—Chapter B
6300—Screen B graphics stored in
     screen A
6310—Chapter A
6320—Screen A graphics stored in
     screen C
6330—Chapter C
6340—Screen C graphics stored in
     screen B
6350—Chapter B
6360—Screen B graphics stored in
     screen A
6370—Chapter A
6380—Screen A graphics stored in
     screen C
6390—Chapter C
6400—Screen C graphics stored in
     screen B
6410—Chapter B
6420—Screen B graphics stored in
     screen A
6430—Chapter A
6440—Screen A graphics stored in
     screen C
6450—Chapter C
6460—Screen C graphics stored in
     screen B
6470—Chapter B
6480—Screen B graphics stored in
     screen A
6490—Chapter A
6500—Screen A graphics stored in
     screen C
6510—Chapter C
6520—Screen C graphics stored in
     screen B
6530—Chapter B
6540—Screen B graphics stored in
     screen A
6550—Chapter A
6560—Screen A graphics stored in
     screen C
6570—Chapter C
6580—Screen C graphics stored in
     screen B
6590—Chapter B
6600—Screen B graphics stored in
     screen A
6610—Chapter A
6620—Screen A graphics stored in
     screen C
6630—Chapter C
6640—Screen C graphics stored in
     screen B
6650—Chapter B
6660—Screen B graphics stored in
     screen A
6670—Chapter A
6680—Screen A graphics stored in
     screen C
6690—Chapter C
6700—Screen C graphics stored in
     screen B
6710—Chapter B
6720—Screen B graphics stored in
     screen A
6730—Chapter A
6740—Screen A graphics stored in
     screen C
6750—Chapter C
6760—Screen C graphics stored in
     screen B
6770—Chapter B
6780—Screen B graphics stored in
     screen A
6790—Chapter A
6800—Screen A graphics stored in
     screen C
6810—Chapter C
6820—Screen C graphics stored in
     screen B
6830—Chapter B
6840—Screen B graphics stored in
     screen A
6850—Chapter A
6860—Screen A graphics stored in
     screen C
6870—Chapter C
6880—Screen C graphics stored in
     screen B
6890—Chapter B
6900—Screen B graphics stored in
     screen A
6910—Chapter A
6920—Screen A graphics stored in
     screen C
6930—Chapter C
6940—Screen C graphics stored in
     screen B
6950—Chapter B
6960—Screen B graphics stored in
     screen A
6970—Chapter A
6980—Screen A graphics stored in
     screen C
6990—Chapter C
7000—Screen C graphics stored in
     screen B
7010—Chapter B
7020—Screen B graphics stored in
     screen A
7030—Chapter A
7040—Screen A graphics stored in
     screen C
7050—Chapter C
7060—Screen C graphics stored in
     screen B
7070—Chapter B
7080—Screen B graphics stored in
     screen A
7090—Chapter A
7100—Screen A graphics stored in
     screen C
7110—Chapter C
7120—Screen C graphics stored in
     screen B
7130—Chapter B
7140—Screen B graphics stored in
     screen A
7150—Chapter A
7160—Screen A graphics stored in
     screen C
7170—Chapter C
7180—Screen C graphics stored in
     screen B
7190—Chapter B
7200—Screen B graphics stored in
     screen A
7210—Chapter A
7220—Screen A graphics stored in
     screen C
7230—Chapter C
7240—Screen C graphics stored in
     screen B
7250—Chapter B
7260—Screen B graphics stored in
     screen A
7270—Chapter A
7280—Screen A graphics stored in
     screen C
7290—Chapter C
7300—Screen C graphics stored in
     screen B
7310—Chapter B
7320—Screen B graphics stored in
     screen A
7330—Chapter A
7340—Screen A graphics stored in
     screen C
7350—Chapter C
7360—Screen C graphics stored in
     screen B
7370—Chapter B
7380—Screen B graphics stored in
     screen A
7390—Chapter A
7400—Screen A graphics stored in
     screen C
7410—Chapter C
7420—Screen C graphics stored in
     screen B
7430—Chapter B
7440—Screen B graphics stored in
     screen A
7450—Chapter A
7460—Screen A graphics stored in
     screen C
7470—Chapter C
7480—Screen C graphics stored in
     screen B
7490—Chapter B
7500—Screen B graphics stored in
     screen A
7510—Chapter A
7520—Screen A graphics stored in
     screen C
7530—Chapter C
7540—Screen C graphics stored in
     screen B
7550—Chapter B
7560—Screen B graphics stored in
     screen A
7570—Chapter A
7580—Screen A graphics stored in
     screen C
7590—Chapter C
7600—Screen C graphics stored in
     screen B
7610—Chapter B
7620—Screen B graphics stored in
     screen A
7630—Chapter A
7640—Screen A graphics stored in
     screen C
7650—Chapter C
7660—Screen C graphics stored in
     screen B
7670—Chapter B
7680—Screen B graphics stored in
     screen A
7690—Chapter A
7700—Screen A graphics stored in
     screen C
7710—Chapter C
7720—Screen C graphics stored in
     screen B
7730—Chapter B
7740—Screen B graphics stored in
     screen A
7750—Chapter A
7760—Screen A graphics stored in
     screen C
7770—Chapter C
7780—Screen C graphics stored in
     screen B
7790—Chapter B
7800—Screen B graphics stored in
     screen A
7810—Chapter A
7820—Screen A graphics stored in
     screen C
7830—Chapter C
7840—Screen C graphics stored in
     screen B
7850—Chapter B
7860—Screen B graphics stored in
     screen A
7870—Chapter A
7880—Screen A graphics stored in
     screen C
7890—Chapter C
7900—Screen C graphics stored in
     screen B
7910—Chapter B
7920—Screen B graphics stored in
     screen A
7930—Chapter A
7940—Screen A graphics stored in
     screen C
7950—Chapter C
7960—Screen C graphics stored in
     screen B
7970—Chapter B
7980—Screen B graphics stored in
     screen A
7990—Chapter A
8000—Screen A graphics stored in
     screen C
8010—Chapter C
8020—Screen C graphics stored in
     screen B
8030—Chapter B
8040—Screen B graphics stored in
     screen A
8050—Chapter A
8060—Screen A graphics stored in
     screen C
8070—Chapter C
8080—Screen C graphics stored in
     screen B
8090—Chapter B
8100—Screen B graphics stored in
     screen A
8110—Chapter A
8120—Screen A graphics stored in
     screen C
8130—Chapter C
8140—Screen C graphics stored in
     screen B
8150—Chapter B
8160—Screen B graphics stored in
     screen A
8170—Chapter A
8180—Screen A graphics stored in
     screen C
8190—Chapter C
8200—Screen C graphics stored in
     screen B
8210—Chapter B
8220—Screen B graphics stored in
     screen A
8230—Chapter A
8240—Screen A graphics stored in
     screen C
8250—Chapter C
8260—Screen C graphics stored in
     screen B
8270—Chapter B
8280—Screen B graphics stored in
     screen A
8290—Chapter A
8300—Screen A graphics stored in
     screen C
8310—Chapter C
8320—Screen C graphics stored in
     screen B
8330—Chapter B
8340—Screen B graphics stored in
     screen A
8350—Chapter A
8360—Screen A graphics stored in
     screen C
8370—Chapter C
8380—Screen C graphics stored in
     screen B
8390—Chapter B
8400—Screen B graphics stored in
     screen A
8410—Chapter A
8420—Screen A graphics stored in
     screen C
8430—Chapter C
8440—Screen C graphics stored in
     screen B
8450—Chapter B
8460—Screen B graphics stored in
     screen A
8470—Chapter A
8480—Screen A graphics stored in
     screen C
8490—Chapter C
8500—Screen C graphics stored in
     screen B
8510—Chapter B
8520—Screen B graphics stored in
     screen A
8530—Chapter A
8540—Screen A graphics stored in
     screen C
8550—Chapter C
8560—Screen C graphics stored in
     screen B
8570—Chapter B
8580—Screen B graphics stored in
     screen A
8590—Chapter A
8600—Screen A graphics stored in
     screen C
8610—Chapter C
8620—Screen C graphics stored in
     screen B
8630—Chapter B
8640—Screen B graphics stored in
     screen A
8650—Chapter A
8660—Screen A graphics stored in
     screen C
8670—Chapter C
8680—Screen C graphics stored in
     screen B
8690—Chapter B
8700—Screen B graphics stored in
     screen A
8710—Chapter A
8720—Screen A graphics stored in
     screen C
8730—Chapter C
8740—Screen C graphics stored in
     screen B
8750—Chapter B
8760—Screen B graphics stored in
     screen A
8770—Chapter A
8780—Screen A graphics stored in
     screen C
8790—Chapter C
8800—Screen C graphics stored in
     screen B
8810—Chapter B
8820—Screen B graphics stored in
     screen A
8830—Chapter A
8840—Screen A graphics stored in
     screen C
8850—Chapter C
8860—Screen C graphics stored in
     screen B
8870—Chapter B
8880—Screen B graphics stored in
     screen A
8890—Chapter A
8900—Screen A graphics stored in
     screen C
8910—Chapter C
8920—Screen C graphics stored in
     screen B
8930—Chapter B
8940—Screen B graphics stored in
     screen A
8950—Chapter A
8960—Screen A graphics stored in
     screen C
8970—Chapter C
8980—Screen C graphics stored in
     screen B
8990—Chapter B
9000—Screen B graphics stored in
     screen A
9010—Chapter A
9020—Screen A graphics stored in
     screen C
9030—Chapter C
9040—Screen C graphics stored in
     screen B
9050—Chapter B
9060—Screen B graphics stored in
     screen A
9070—Chapter A
9080—Screen A graphics stored in
     screen C
9090—Chapter C
9100—Screen C graphics stored in
     screen B
9110—Chapter B
9120—Screen B graphics stored in
     screen A
9130—Chapter A
9140—Screen A graphics stored in
     screen C
9150—Chapter C
9160—Screen C graphics stored in
     screen B
9170—Chapter B
9180—Screen B graphics stored in
     screen A
9190—Chapter A
9200—Screen A graphics stored in
     screen C
9210—Chapter C
9220—Screen C graphics stored in
     screen B
9230—Chapter B
9240—Screen B graphics stored in
     screen A
9250—Chapter A
9260—Screen A graphics stored in
     screen C
9270—Chapter C
9280—Screen C graphics stored in
     screen B
9290—Chapter B
9300—Screen B graphics stored in
     screen A
9310—Chapter A
9320—Screen A graphics stored in
     screen C
9330—Chapter C
9340—Screen C graphics stored in
     screen B
9350—Chapter B
9360—Screen B graphics stored in
     screen A
9370—Chapter A
9380—Screen A graphics stored in
     screen C
9390—Chapter C
9400—Screen C graphics stored in
     screen B
9410—Chapter B
9420—Screen B graphics stored in
     screen A
9430—Chapter A
9440—Screen A graphics stored in
     screen C
9450—Chapter C
9460—Screen C graphics stored in
     screen B
9470—Chapter B
9480—Screen B graphics stored in
     screen A
9490—Chapter A
9500—Screen A graphics stored in
     screen C
9510—Chapter C
9520—Screen C graphics stored in
     screen B
9530—Chapter B
9540—Screen B graphics stored in
     screen A
9550—Chapter A
9560—Screen A graphics stored in
     screen C
9570—Chapter C
9580—Screen C graphics stored in
     screen B
9590—Chapter B
9600—Screen B graphics stored in
     screen A
9610—Chapter A
9620—Screen A graphics stored in
     screen C
9630—Chapter C
9640—Screen C graphics stored in
     screen B
9650—Chapter B
9660—Screen B graphics stored in
     screen A
9670—Chapter A
9680—Screen A graphics stored in
     screen C
9690—Chapter C
9700—Screen C graphics stored in
     screen B
9710—Chapter B
9720—Screen B graphics stored in
     screen A
9730—Chapter A
9740—Screen A graphics stored in
     screen C
9750—Chapter C
9760—Screen C graphics stored in
     screen B
9770—Chapter B
9780—Screen B graphics stored in
     screen A
9790—Chapter A
9800—Screen A graphics stored in
     screen C
9810—Chapter C
9820—Screen C graphics stored in
     screen B
9830—Chapter B
9840—Screen B graphics stored in
     screen A
9850—Chapter A
9860—Screen A graphics stored in
     screen C
9870—Chapter C
9880—Screen C graphics stored in
     screen B
9890—Chapter B
9900—Screen B graphics stored in
     screen A
9910—Chapter A
9920—Screen A graphics stored in
     screen C
9930—Chapter C
9940—Screen C graphics stored in
     screen B
9950—Chapter B
9960—Screen B graphics stored in
     screen A
9970—Chapter A
9980—Screen A graphics stored in
     screen C
9990—Chapter C
10000—Screen C graphics stored in
     screen B
10010—Chapter B
10020—Screen B graphics stored in
     screen A
10030—Chapter A
10040—Screen A graphics stored in
     screen C
10050—Chapter C
10060—Screen C graphics stored in
     screen B
10070—Chapter B
10080—Screen B graphics stored in
     screen A
10090—Chapter A
10100—Screen A graphics stored in
     screen C
10110—Chapter C
10120—Screen C graphics stored in
     screen B
10130—Chapter B
10140—Screen B graphics stored in
     screen A
10150—Chapter A
10160—Screen A graphics stored in
     screen C
10170—Chapter C
10180—Screen C graphics stored in
     screen B
10190—Chapter B
10200—Screen B graphics stored in
     screen A
10210—Chapter A
10220—Screen A graphics stored in
     screen C
10230—Chapter C
10240—Screen C graphics stored in
     screen B
10250—Chapter B
10260—Screen B graphics stored in
     screen A
10270—Chapter A
10280—Screen A graphics stored in
     screen C
10290—Chapter C
10300—Screen C graphics stored in
     screen B
10310—Chapter B
10320—Screen B graphics stored in
     screen A
10330—Chapter A
10340—Screen A graphics stored in
     screen C
10350—Chapter C
10360—Screen C graphics stored in
     screen B
10370—Chapter B
10380—Screen B graphics stored in
     screen A
10390—Chapter A
10400—Screen A graphics stored in
     screen C
10410—Chapter C
10420—Screen C graphics stored in
     screen B
10430—Chapter B
10440—Screen B graphics stored in
     screen A
10450—Chapter A
10460—Screen A graphics stored in
     screen C
10470—Chapter C
10480—Screen C graphics stored in
     screen B
10490—Chapter B
10500—Screen B graphics stored in
     screen A
10510—Chapter A
10520—Screen A graphics stored in
     screen C
10530—Chapter C
10540—Screen C graphics stored in
     screen B
10550—Chapter B
10560—Screen B graphics stored in
     screen A
10570—Chapter A
10580—Screen A graphics stored in
     screen C
10590—Chapter C
10600—Screen C graphics stored in
     screen B
10610—Chapter B
10620—Screen B graphics stored in
     screen A
10630—Chapter A
10640—Screen A graphics stored in
     screen C
10650—Chapter C
10660—Screen C graphics stored in
     screen B
10670—Chapter B
10680—Screen B graphics stored in
     screen A
10690—Chapter A
10700—Screen A graphics stored in
     screen C
10710—Chapter C
10720—Screen C graphics stored in
     screen B
10730—Chapter B
10740—Screen B graphics stored in
     screen A
10750—Chapter A
10760—Screen A graphics stored in
     screen C
10770—Chapter C
10780—Screen C graphics stored in
     screen B
10790—Chapter B
10800—Screen B graphics stored in
     screen A
10810—Chapter A
10820—Screen A graphics stored in
     screen C
10830—Chapter C
10840—Screen C graphics stored in
     screen B
10850—Chapter B
10860—Screen B graphics stored in
     screen A
10870—Chapter A
10880—Screen A graphics stored in
     screen C
10890—Chapter C
10900—Screen C graphics stored in
     screen B
10910—Chapter B
10920—Screen B graphics stored in
     screen A
10930—Chapter A
10940—Screen A graphics stored in
     screen C
10950—Chapter C
10960—Screen C graphics stored in
     screen B
10970—Chapter B
10980—Screen B graphics stored in
     screen A
10990—Chapter A
11000—Screen A graphics stored in
     screen C
11010—Chapter C
11020—Screen C graphics stored in
     screen B
11030—Chapter B
11040—Screen B graphics stored in
     screen A
11050—Chapter A
11060—Screen A graphics stored in
     screen C
11070—Chapter C
11080—Screen C graphics stored in
     screen B
11090—Chapter B
11100—Screen B graphics stored in
     screen A
11110—Chapter A
11120—Screen A graphics stored in
     screen C
11130—Chapter C
11140—Screen C graphics stored in
     screen B
11150—Chapter B
11160—Screen B graphics stored in
     screen A
11170—Chapter A
11180—Screen A graphics stored in
     screen C
11190—Chapter C
11200—Screen C graphics stored in
     screen B
11210—Chapter B
11220—Screen B graphics stored in
     screen A
11230—Chapter A
11240—Screen A graphics stored in
     screen C
11250—Chapter C
11260—Screen C graphics stored in
     screen B
11270—Chapter B
11280—Screen B graphics stored in
     screen A
11290—Chapter A
11300—Screen A graphics stored in
     screen C
11310—Chapter C
11320—Screen C graphics stored in
     screen B
11330—Chapter B
11340—Screen B graphics stored in
     screen A
11350—Chapter A
11360—Screen A graphics stored in
     screen C
11370—Chapter C
11380—Screen C graphics stored in
     screen B
11390—Chapter B
11400—Screen B graphics stored in
     screen A
11410—Chapter A
11420—Screen A graphics stored in
     screen C
11430—Chapter C
11440—Screen C graphics stored in
     screen B
11450—Chapter B
11460—Screen B graphics stored in
     screen A
11470—Chapter A
11480—Screen A graphics stored in
     screen C
11490—Chapter C
11500—Screen C graphics stored in
     screen B
11510—Chapter B
11520—Screen B graphics stored in
     screen A
11530—Chapter A
11540—Screen A graphics stored in
     screen C
11550—Chapter C
11560—Screen C graphics stored in
     screen B
11570—Chapter B
11580—Screen B graphics stored in
     screen A
11590—Chapter A
11600—Screen A graphics stored in
     screen C
11610—Chapter C
11620—Screen C graphics stored in
     screen B
11630—Chapter B
11640—Screen B graphics stored in
     screen A
11650—Chapter A
11660—Screen A graphics stored in
     screen C
11670—Chapter C
11680—Screen C graphics stored in
     screen B
11690
```



STOPPING DISTANCE

JELLYM



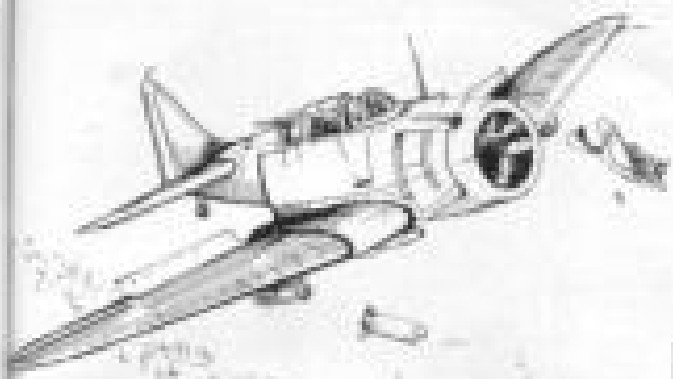


R


EN




JUGGLER



DAM BUSTERS



A DAM BUSTERS game for the ZX-81. Heading over Germany in the Ark-infested Lancaster, the bomb-aimer cowers over his sights, the Barnes Wallace secret-weapon dangling in the bomb bay—and everybody humming the tune.

You have to skate to and fro the bombs are released by the hand-controlled marker in the sky. The position of the dam is randomised and the bomb is released with any key.

The program uses only 1K and there should be plenty of room for elaborations of the graphics.

Submitted by R Latham, of Chatteris, Cambridgeshire. The reviewer managed to accelerate his only seven. Graphics using

Graphics defined 8 reverse inverse, graphics defined A.

LURE



MUSIC MACHINE



MUSIC MACHINE is the most frivolous program we have published in a long time. It turns your Electron or BBC Micro into a kind of computerised organ. It uses the VDU and SOUND commands on the BBC to generate a kind of musical note through the TV speaker.

The screen is styled like an organ – it is split in the kind of horizontally associated visually with Organ Stops knocked over the organ keys in the crypt at weddings. Then the dial slightly off-centre to start the background tune, turn up the volume and shake to find your own tune. Graphics under the Advanced edit function.



OUTL


SCENE OF the best graphics we have seen are the striking features of this exercise game for the 48K ZX.

S. C. Lomax of Stokenchurch, Bucks, who submitted **Outlaw**, has managed to achieve something approaching the effect of a slow animated film by drawing and re-drawing the outlaws as they fall dead.

There are five of the villains who reach for their guns in a random order. Your task is to press the appropriate key before they can kill you. The pleasure of shooting first is enhanced by those fine graphics.


Graphics listing

```
100 : Graphics shifted 1 : graphics
shifted 2
1000 : PRINT AT x,y;"(1-8,A-Z)
```









BEAN CUP



```
[illegible]
```

SOMETIMES, when the crowd [illegible] is more in the knocking and [illegible] are knocking at the cup the [illegible] nothing pleases us like a game where thinking is not just something between you and a 6502. Bean Cup [illegible] is a [illegible] are worthy [illegible].

Beancup is a two-player game from Hogarth. You are cross-legged with a row of seven cups in front of you. Each cup contains four beans – except the one on the right-hand end of the row, which is empty. Your opponent faces you with exactly the same equipment in front of him.

The display will show you two rows of numbers, representing the beans. The bottom row is yours and the top row is operated by the computer controlling Z80 Mr.

You move by taking all the beans from one of your cups and dropping one into the cup on the right, one into the cup to the right of that and so on, until eventually you've used all 14 cups (with your friends, you cannot empty the enemy cups). The game ends when all the beans are out of circulation and the winner is the player with the most beans in his plundered cup.

Apart the number of the cup you wish to empty and the computer will display the position of the beans after your move and its own response. If you have no beans on your side to move, then there are no options from which.

If you can beat the machine you are better than we are. Submitted by Paul Silverbrand of Ilford, Essex.

LINEAL REGRESSION



```
[illegible]
```

If YOU are struggling with mathematics homework, **Lineal regression** calculates those tricky problems using the CP/M. It calculates both y on x and y on x, as well as giving the probable errors involved.

Ewan Morton (Mathematics), 16, Rotherham, South Yorkshire

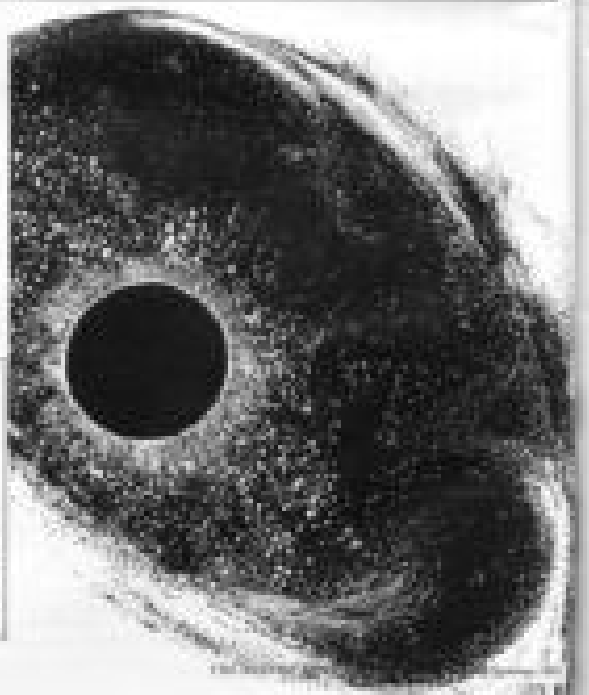
√5 FACTORS



JASON MOSLEY of Birkenhead, Merseyside, has sent two programs for calculating factors. The first will find all the factors of a given number and the second will provide the prime factors.

In both cases the user/lister enters for a number to be input and then prints the appropriate answers (ok, it's easy).

BLACK HOLES



BLACK HOLES is an amusingly titled game for the BL 3.2f as Tim Hallock sets are explained by explanations after spending hours (well through a whole calendar of the

Change values with keys 4 and 1 and watch your orbits, the length of time you survive and with the displayed best by James Mansfield of Cheltenham, Surrey.



CONSTELLATIONS

CONSTELLATIONS is a program especially for all avid stargazers. After the lengthy process of entering it press RUN and YOUR LIST and a menu is presented, listing 16 groups of stars. Pick which one you wish to see and the group of stars is drawn, along with its name.

The list available is the same as that used by the author of the program but others can be added or individual accounting to taste.

The main idea is to provide some kind of record of a particular constellation, as it is essential to save the program on cassette.

Kevin Clayton, aged 16, of Hartlepool, Cleveland, wrote this program for a school project on stars. No doubt the next project will be to draw a picture of Patrick Moore.



GRUB RACE




GRUB RACE involves a race between three giant caterpillars controlled by the computer. The purpose of the race is decided by two players who place bets on the caterpillars and the player places bets on the likely winners starting with a total of £100.

The course is completed by the fact that at any moment the caterpillars may turn into butterflies which, after fluttering on the screen for a time, return to being caterpillars and have to start again. Complete instructions are included in the program once it loads.

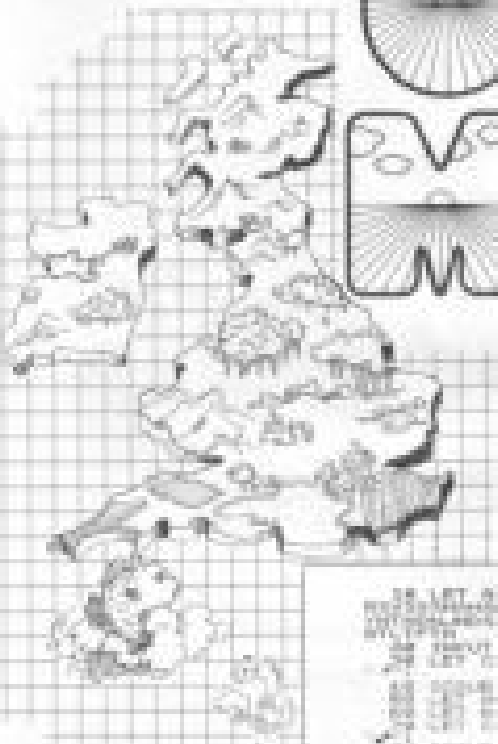
The program is in Extended Hi, and as we've shifted its start here shifted its end the instructions in lines 1000, 1010 and 1040 include two shifted As.

Grub Race was sent in by Ray of Wirral, Merseyside and requires a BASIC pack.




13

UK MAP



A USEFUL program for both expert users and beginners comes in from [illegible] Chapman, describes his [illegible] program for the [illegible] and the key principles that [illegible] with a four-figure reference number which refers to the [illegible] square which makes up the National Grid.

Input a pair of [illegible] e.g. [illegible] and the computer will calculate the distance in miles between the south west corners of the relevant squares.

```
[illegible]
```





Software, Hardware, Peripherals and bits for all Micros

FREE unbiased advice from the club stands

Robots and other club projects

The popular bring and buy sale will again be held on Saturday (only)
Turn up with what you've got!

A great day out for all the family

PRICE OF ADMISSION £1.50
£1.00 Children

10am–6pm

QUICKSILVA
are proud to announce they are now distributing
PIXEL GAMES
TRADER
A trilogy of 3D programmes that combine an epic text adventure, As a game to trade with other users they become customers invited and you can re-sell the lot!



FREE POSTER
ZX-81 GAMES
VIC20 GAMES

C.C.S. MANAGEMENT GAMES

16K ZX81
Spectrum



DALLAS

AUTOCHEF

AIRLINE

PRINT SHOP



FARMER

Please state computer type and send cheque to:-
DEPT. E - CASES COMPUTER SIMULATIONS, 14 SANSTON WAY, LONDON SE12 7TL

RETAIL STOCKISTS

DON'T MISS THIS INCREDIBLE OFFER!

50 GAMES £9.95!

CASSETTE 50 FOR YOUR MICRO





CASCADE SOFTWARE


NOW AVAILABLE FOR

ORDER NOW



CASCADE SOFTWARE

We've got big ideas about you and your Sinclair



Because we know you're always looking for new ideas to make the most of your Sinclair computer, we're introducing even more ways to expand it.

Just announced is our luxury magazine for the real enthusiast — **Sinclair Projects** magazine, full of fascinating techniques to test your skills and reveal the practical potential of your Sinclair in applications like controlling lights, upgrading computer graphics, monitoring security, and many more.

Whether you're new to computing, or an old hand, you're certain to be an enthusiast. That's why we introduced **Sinclair User** magazine for the latest news, techniques and programs for your computer, now with the **Spectrum User** supplement FREE. Its companion magazine, **Sinclair Programs**, became an overnight success with all NEW programs, ready for you to key in every issue. Demand was so great that we are now publishing monthly.

Now the exciting new Sinclair Projects completes your store of possibilities with programs based on computing principles for you to explore.

Sinclair Projects is published every other month, so with these three magazines there's **always** something new to test your skill. But here's the best news: when you subscribe to all three Sinclair magazines, you get the first **three** issues of new Sinclair Projects **absolutely** free!



We know your mind's full of big ideas about your Sinclair. Make sure you live up to them with the widest computing pleasure. Fill out the order form now and we'll send you the latest issues packed Sinclair Projects — best call the press.

Mail to: EMAP Publications Limited, 30-31 Islington Green, London N1 8BJ.

Sinclair User / Spectrum User; Sinclair Programs; Sinclair Projects

Yes — I'd like to subscribe for:

Sinclair User (12 issues — price £11.95)

Sinclair Programs (12 issues — price £13.20)

Sinclair Projects (6 issues — price £6.60) Remember you get the first three issues FREE if subscribing to all three magazines!

I enclose a cheque for £ _____ (deduct £3.10 from total cost if subscribing to all three publications)

Please charge my credit card Card name _____ Number _____

Name _____

Address _____

_____

Signature _____ Date _____

Offer closes 30th April 1984. Overseas rates available on request.

THE NEW SPECTRUM

'ADD-ON'

NOW WITH ADDITIONAL SWITCH-TYPE JOYSTICK PORT

£22·50 inc VAT

PROGRAM POWER

COMPLETE YOUR SPECTRUM NOW!!

PROGRAM POWER

PROGRAM POWER

PROGRAM POWER

SIMPLE SIMON



SIMON, easy the simple tool that appeared last May was expanded 2.5 times to complete, user friendly language that includes all of the original commands and so many more! Simon is a true BASIC interpreter and as such it has all of the standard commands you would expect from any BASIC including IF...THEN...ELSE, FOR...NEXT, WHILE...WEND, GOSUB...RETURN, and many more. Simon also has a full screen editor, a renumber command, and a trace function to help you debug your programs.

Simon comes with both a Tiny Pascal style compiler and also a true stand-alone compiler. The Tiny Pascal style compiler is very fast and compiles directly to memory. The stand-alone compiler is also very fast and produces a .COM file that can be executed directly from the CP/M prompt. Simon also has a full screen editor, a renumber command, and a trace function to help you debug your programs.

Simon comes with both a Tiny Pascal style compiler and also a true stand-alone compiler. The Tiny Pascal style compiler is very fast and compiles directly to memory. The stand-alone compiler is also very fast and produces a .COM file that can be executed directly from the CP/M prompt. Simon also has a full screen editor, a renumber command, and a trace function to help you debug your programs.

JUDGMENT



JUDGMENT DAY has arrived for the fleet base of X-45 alien fighter ship planet Sarda. As a member of the Space Cadet Corps you have ship the alien hive making a protective base.

The ground is covered in the bodies of the aliens and the skies swirl in flames as a swarm above the base escape. You have shuttles to your command and each one is set to...

...for by capturing a squadron from one to 30, corresponding to positions from 0 to eight on the screen.

When you have selected your ground, your spaceship will move across the screen and drop its bombs. The number which appears in front of the spaceship will tell you how many of the aliens you have destroyed.

The program was written by Robert Courtney of Microsoft Middletown.

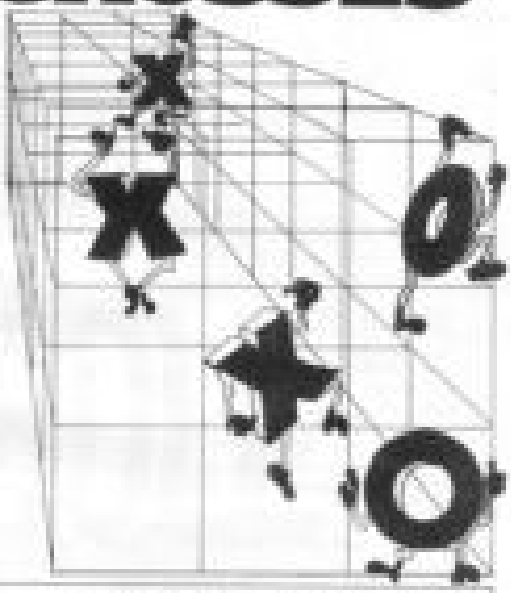
KINGDOM







3-D NOUGHTS & CROSSES




PAT SCOTT of Cobblestone Software has seen the kind of programs his Spectrum plays on long winter evenings. **3D Noughts and Crosses** displays a cube and 27 possible positions for the X and O counters. After 20 counters, the game must be abandoned until all the positions are filled, the object being not to obtain the first completed row but as many as possible.

The player who starts has an advantage as clearly he accomplishes more moves than his opponent and so, to avoid stalemate, the first player is prompted: 'Enter coordinates'. The coordinates appear as two three-figures.


The program checks for this and when illegal moves, as well as asking for the board, indicating whose turn is next, and giving the correct move-by-move. Moves are entered by keying in a letter, then a number, then 'ENTER'. 'A' indicates the front face of the cube, 'B' the middle and 'C' the rear, following 'A' will follow the pattern (1,1,1).

```
  5 DIM M(27)
  10 DIM C(18)
  15 DIM W(18)
  20 DIM H(27)
  25 DIM V(27)
  30 LET X$="030501402050140205014020
01210606131606131810140231014023101
4021"
  35 LET Y$="0606060121212181818060
4060401010101010140502020606060101+1
+14"
  40 FOR Z=1 TO 27
  45 LET H(Z)=VAL (X$(2*Z-1 TO 2*
Z))
  50 LET V(Z)=VAL (Y$(2*Z-1 TO 2*
Z))
  55 NEXT Z
  60 LET C$="020405070709090101
1111111213131313"
  65 LET W$="010506100303040301010
1050914060506090113"
  70 FOR Z=1 TO 18
  75 LET C(Z)=VAL (C$(2*Z-1 TO 2*
Z))
  80 LET W(Z)=VAL W$(2*Z-1 TO 2*
Z)
  90 NEXT Z
 100 FOR Z=1 TO 27
 105 LET A(Z)=48
 110 NEXT Z
 115 LET G=1
 120 LET N=1
 170 CLS
 175 GOSUB 1000
 180 IF G=1 THEN PRINT AT 2,8;"
";" TO 22"
 185 IF G=2 THEN PRINT AT 2,8;"
";"!" TO 22"
 190 PRINT AT 20,14;"
"
 200 INPUT Z$
 205 IF Z$=0$ THEN GOTO 180
 210 IF Z$(1)="A" THEN GOTO 180
 215 IF Z$(1)="B" THEN LET Z=9
 220 IF Z$(1)="C" THEN LET Z=18
 225 IF Z$(1)="-" THEN LET Z=19
 230 LET Z=Z+VAL Z$(2)
 240 IF A(Z)<48 THEN GOTO 200
```




```
 245 IF k=1 AND 2<14 THEN GOTO 2
50
 250 LET k=2:k=6
 255 LET temp=1
 260 IF 8=1 THEN PRINT AT Y*2+1,X
*2+1;"{inverse 0}"
 265 IF 8=-1 THEN PRINT AT Y*2+1,
X*2+1;"{inverse 0}"
 270 GOSUB 888
 275 LET 8=-8
 280 GOTO 190
 290 PRINT AT 20,14;"ILLEGAL!TRY
AGAIN"
 295 GOTO 200
 300 REM
 305 LET 5=m8
 310 LET 50=8
 315 FOR 2=1 TO 13
 320 LET u=M(14-2,m+14):M(14-2,
 325 IF ABS u=3 THEN GOSUB 888
 330 NEXT 2
 335 FOR 2=1 TO 18
 340 LET u=M(2,2):M(2,2)=M(2,2):M
(2,2)=u:M(2,2)
 345 IF ABS u=3 THEN GOSUB 888
 350 LET v=2*m(2,2)
 355 LET u=M(v+M(2,2),v+M(v+M(2
,2)):
 360 IF ABS u=3 THEN GOSUB 888
 365 NEXT 2
 370 PRINT AT 20,2;"{inverse 0}W
INS:";50;"{inverse 0}M TIES"
 375 SLOW
 380 RETURN
 400 IF u=3 THEN LET 50=50+1
 403 IF u=-3 THEN LET 50=50+1
 410 RETURN
1000 PRINT AT 0,6;"3D NOUGHTS AN
D CROSSES"
1004 PRINT AT 2,18;"{{Five Graph
ic Ps}}{{Five Graphic Ps}}"
1008 PRINT AT 3,7;"{Graphic 8}{in
verse SPACE}Graphic 7}{Graphic
SPACE}Graphic 8{inverse SPACE}G
raphic 7{Graphic 8}"
1009 PRINT AT 4,6;"{{{Three SPAC
E}}}{SPACE}{{Five SPACE}}{{{Thr
ee SPACE}}}"
1010 PRINT AT 5,7;"{Graphic 8}{in
verse SPACE}Graphic 7}{Graphic
SPACE}Graphic 8{inverse SPACE}G
raphic 7{Graphic 8}"
1014 PRINT AT 7,2;"{Graphic 8}{in
verse SPACE}{{{Three SPACE}}}{Gr
aphic 8}{inverse SPACE}Graphic 8}"
1016 PRINT AT 8,2;"{Graphic 8}{in
verse SPACE}{{{Three SPACE}}}{Gr
aphic 8}{SPACE}{{Five SPACE}}{"
1018 PRINT AT 9,2;"{Graphic 8}{in
verse SPACE}{{{Three SPACE}}}{Gr
aphic 8}{inverse SPACE}Graphic 8}"
1020 PRINT AT 10,2;"{Graphic 8}{i
nverse SPACE}{{{Three SPACE}}}{G
raphic 8}{SPACE}{{Five SPACE}}{"
1022 PRINT AT 11,2;"{Graphic 8}{i
nverse SPACE}{{{Three SPACE}}}{G
raphic 8}{inverse SPACE}Graphic 8}"
1024 PRINT AT 12,2;"{{{Five SPAC
E}}}{SPACE}{{{Three SPACE}}}{{{
Three SPACE}}}"
1026 PRINT AT 13,2;"{Graphic 8}{i
nverse SPACE}{{{Three SPACE}}}{G
raphic 8}{inverse SPACE}Graphic 8}"
1028 PRINT AT 14,2;"{Graphic 8}{i
nverse SPACE}{{{Three SPACE}}}{G
raphic 8}{SPACE}{{Five SPACE}}{"
1030 PRINT AT 15,2;"{Graphic 8}{i
nverse SPACE}{{{Three SPACE}}}{G
raphic 8}{inverse SPACE}Graphic 8}"
1032 PRINT AT 16,2;"{Graphic 8}{i
nverse SPACE}{{{Three SPACE}}}{G
raphic 8}{SPACE}{{Five SPACE}}{"
1034 PRINT AT 17,2;"{Graphic 8}{i
nverse SPACE}{{{Three SPACE}}}{G
raphic 8}{inverse SPACE}Graphic 8}"
1036 PRINT AT 18,2;"{{{Five Graph
ic Ps}}{{{Five Graphic Ps}}}"
1040 RETURN
```

SCROLL




SCROLL is a machine code program to scroll the display across the screen in any one of eight directions. Enter Listing 1, saving a few characters in the BASIC statements in line 1. The variables XC to XE correspond to the computer words USR, XC, XD, XE, X, XF, Y and XG. RUN the program and the machine code for SCROLL into the RAM commences. Then delete lines 10 to 70 and replace them with the demonstration routine in Listing 2. If the above command SCROLL 27, 10 then subroutine will commence SCROLL 27, 10 then subroutine will commence scrolling at line 10 and continue to the end of the program, with the characters 'SCROLL' printed by Graphics Control on Plane (see 27a etc).



SHOPPING LIST





SHOPPING LIST is a program for the 16K Spectrum with printer which enables the user quickly and efficiently to compile a list of items to be purchased.

The possible items are displayed and the user need just enter the No. or letter as appropriate. At the end of the session the chosen goods are listed through the printer, with the option of adding extra requirements.

It is a genuinely useful program and well provides a very practical use for the printer. The listing was supplied by Nigel Cooper of New Milton. 2-tell Spectrum.

HIGHER LOWER




HIGHER-LOWER is an exciting card gambling routine based loosely on the TV game-format by Bruce Forsyth. It involves trying to guess if the next card in a series will be higher or lower than the preceding one. In this version you need to have all five in correct order to win the round and the money.

Additions a pure fantasy: place they can reveal be high or low. Two cards the same are decided on suit, and if you win the odds are increased. Also included is a Gambler's Offer routine which will double the odds if you gamble successfully.

The display shows the five cards face down and you are given appropriate prompts. Getting instructions. A five program, well thought-out and presented. Type 'run' Beware of Hardcopy Tool Kitten. (HB 23.95)

Creative
Price Computing Co.





WORD

WORD PUZZLES is not so much a game as a game-generator.

The object is to make word-puzzles like those which appear in puzzle magazines, where a series of words is hidden in a grid of random letters.

The words can be vertical, reversed, or diagonal, but rarely obvious.

The supplied program requires a list of up to 10 words each of up to 12 letters, in order of length and presenting the PUZZLE to be solved. The screen goes blank as the computer goes into fast mode to arrange the



PUZZLED

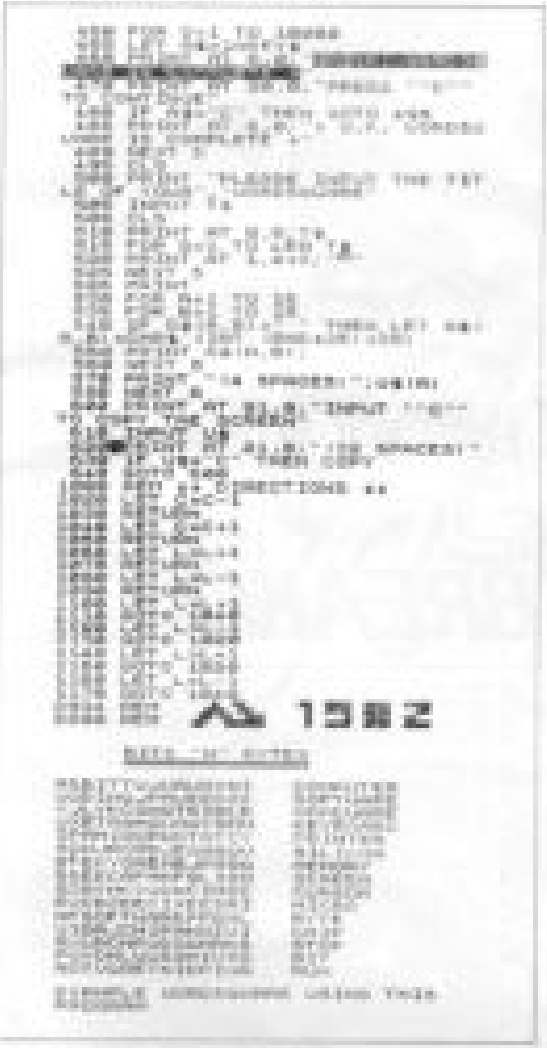
letters until only the words in a square of fifty (5) letters.

Eventually the word puzzle is shown on the screen and the game is to find the input words which are found by the side of the square.

The grid can be printed so that a number of puzzles with different words can be made at the same time.

The dimensions of the square are set by the variable GRID which can be altered to provide other sizes.

Word Puzzler is from Andrew Blackburn, of North Yorkshire, Canada.





81 BREAKOUT

D[illegible] of Nelson Enterprises, has sent a new version of the traditional arcade game of **Breakout**.

Two layers of bricks have to be destroyed, using a ball which bounces off walls and is the responsibility of the player. Two paddles are control the ball and a bonus ball is given for each screen cleared. You start with three balls and restart the game by pressing [illegible] key.

making WAVES



CHORDS



FOR ALL who are trying to master a musical instrument, **Chords** is a good learning aid. By entering the name of a chord, the notes which comprise it are displayed on a stave in treble clef at the top of the screen.

Despite some chords having complicated titles, the computer can deal with them by using a code for the different elements, such as the note, whether it major or minor and whether they sharpened or not. The code is shown on the screen beneath the keyboard.


To help in printing the keyboard has been customised. A shifted 6 then a shifted 7 and a shifted comma follow all the alphabets shifted O and U letters.

Line 1070 is made up of a shifted 6 as shifted 6, and so forth. Line 1080 has any spaces the letters in the second set of shifted and is shifted 7s in line 1090.

In line 1110 there are two sets of double quotes shifted 2 after TAB (9).

Chords was sent by Paul Hopwood of Wantage, Oxfordshire. It was one of the runners-up in the May competition in our companion publication, Sinclair User and wins the £40 RAM pack.

WIPE OUT




A DEVILISH simple but fascinating game has been sent in by Andy Paterson of Peterhead, Scotland. Where you, two tanks are displayed with an 11 kamikaze bases. The O can be used to eliminate that tank's force as it closes in. It leaves a trail of Os behind it which destroy everything. The object is to kill others leaving nothing but yourself.

The object is to locate and take aim at on the screen. Despite a lengthy attempt by the Sinclair Programs workforce, that proved impossible but Paterson maintains that it can be done with a little thought and concentration.

The O is moved by the cursor keys in the usual directions. It can't go up the left or right.

```
  0 PRINT "USE 5,6,7,8 TO  CLS
  1 BORDER 2:PAPER 2:INK 6:CLS
  2 LET x=10: LET y=10
  3 LET x1=1: LET y1=0
  4 PRINT AT x,y;"O"
  5 LET x=x+x1
  6 LET y=y+y1
  7 IF INKEY$="5" THEN LET x1=0: LET y1=-1
  8 IF INKEY$="6" THEN LET x1=1: LET y1=0
  9 IF INKEY$="7" THEN LET x1=-1: LET y1=0
 10 IF INKEY$="8" THEN LET x1=0: LET y1=1
 11 IF x<0 OR x>21 OR y<0 OR y>31 THEN LET x=10: LET y=10
 12 GOTO 4
```



SHIPS


```
  1 LET S=0
  2 PAPER 0: INK 7: CLS
  3 PRINT AT 0,0;"SHIPS"
  4 PRINT AT 2,0;"1 OR 2 PLAYERS?"
  5 IF INKEY$="1" THEN LET P=1: GO TO 7
  6 IF INKEY$="2" THEN LET P=2
  7 PRINT AT 4,0;"SHIP SIZE (1-5)"
  8 IF INKEY$<"1" OR INKEY$>"5" THEN GO TO 8
  9 LET L=VAL INKEY$
 10 PRINT AT 6,0;"PLAYER 1 PLACE SHIPS"
 11 LET A=0: LET B=0
 12 LET A=A+1: IF A>20 THEN LET A=1
 13 LET B=B+1: IF B>20 THEN LET B=1
 14 IF ATTR (A,B)=56 THEN GO TO 12
 15 PRINT AT A,B;"S"
 16 IF INKEY$="" THEN GO TO 12
 17 IF INKEY$="5" THEN LET B=B-1
 18 IF INKEY$="8" THEN LET B=B+1
 19 IF INKEY$="6" THEN LET A=A+1
 20 IF INKEY$="7" THEN LET A=A-1
 21 IF INKEY$<>"0" THEN GO TO 12
 22 LET S=S+1
 23 IF S<L THEN GO TO 12
 24 IF P=2 THEN GO TO 30
 25 PRINT AT 8,0;"COMPUTER PLACE SHIPS"
 26 LET A=0: LET B=0
 27 LET A=A+1: IF A>20 THEN LET A=1
 28 LET B=B+1: IF B>20 THEN LET B=1
 29 IF ATTR (A,B)=56 THEN GO TO 27
 30 PRINT AT A,B;"S"
 31 LET S=S+1
 32 IF S<2*L THEN GO TO 27
 33 PRINT AT 10,0;"PLAYER 1 FIRE"
 34 LET A=0: LET B=0
 35 LET A=A+1: IF A>20 THEN LET A=1
 36 LET B=B+1: IF B>20 THEN LET B=1
 37 IF ATTR (A,B)=56 THEN GO TO 35
 38 PRINT AT A,B;"F"
 39 IF INKEY$="" THEN GO TO 35
 40 IF INKEY$="5" THEN LET B=B-1
 41 IF INKEY$="8" THEN LET B=B+1
 42 IF INKEY$="6" THEN LET A=A+1
 43 IF INKEY$="7" THEN LET A=A-1
 44 IF INKEY$<>"0" THEN GO TO 35
 45 IF ATTR (A,B)=48 THEN GO TO 47
 46 IF ATTR (A,B)=56 THEN GO TO 48
 47 PRINT AT A,B;"M": GO TO 49
 48 PRINT AT A,B;"H"
 49 IF P=2 THEN GO TO 51
 50 PRINT AT 12,0;"COMPUTER FIRE"
 51 LET A=0: LET B=0
 52 LET A=A+1: IF A>20 THEN LET A=1
 53 LET B=B+1: IF B>20 THEN LET B=1
 54 IF ATTR (A,B)=56 THEN GO TO 52
 55 PRINT AT A,B;"F"
 56 IF P=2 THEN GO TO 58
 57 PAUSE 20
 58 IF ATTR (A,B)=48 THEN GO TO 60
 59 IF ATTR (A,B)=56 THEN GO TO 61
 60 PRINT AT A,B;"M": GO TO 62
 61 PRINT AT A,B;"H"
 62 GO TO 35
```

FOR THE 16K ZX81, **Ships** is a simple type of missile game in which a target moves at various distances from the gun before the player sees the objective so he has a few shots away and the score is shown at the end of each game.

Only one shot can be made at a time, so the skill is in judging when to fire, or that the missile and ship coincide. When a hit is made in the middle of the ship, BANG is shown on the screen.

Press RUN and NEW LINE to start each game and P to fire the missile. The Sinclair Programs workforce managed a top score of four.

The graphics in line 1000 are all inched, CR and 4 and line 1010 and 10. Ships are used for the indicators of hits and misses.



SMAUG




SMAUG is an Adventure game based on a circular maze of rooms.


The object is obviously to find a dragon called Smaug and then kill it. On the way you may bump into other adventurers or nasties (there are 15 altogether) some of which are friendly, others are not.

Having done the dragon you must steal the Adventurers which mainly you do by protecting your treasure, getting and also wasting or misplacing things.

Moving from one place to another is not that perhaps that could be the most straightforward for interested readers.


The program requires 48K and was written by Mrs. C. M. Crowe of Enfield.







PONTOON



THIS VERSION of the card game **Pontoon** requires a minimum of 48 K RAM (for CZ-81). The computer is a very good imitation of the game which is played with the computer as the dealer.


If at present the stick card is beaten, with the amount to be withdrawn you wish to play again. After the end of a game hitting a 7 or 8. No betting is involved—only the satisfaction of having beaten the computer.

To help with the graphics for the card designs, an Epson RX-80 with Graftrax Plus was used to produce the listing.

Pontoon was sent in by Paul Magdalena of London N21.



COMPUTER COMBAT





SPEAR MAN'S RANK





SPEARMAN'S coefficient of rank correlation is used to assess the competitiveness of contestants between two sets of values. This program calculates **Spearman's Rank** for up to 9 pairs of values and saves you all the hard work!

The program was sent in by Jon Hubbard of Kirkwood, Surrey, who writes that he had trouble with the calculations, since the Z1 is slow and seem to enjoy the numbers involved. He concludes the problem by saying the resulting technique is fast and does anything like overkill for 140 bytes of line listings. That gives a value to two decimal places (140 Z1s etc).



Monster Maths

EDUCATIONAL GAMES are always popular and useful routines for the Sinclair machines. **Monster Maths** is designed to help simple mathematical skills. The student is set 20 problems. Each incorrect answer reminds a hungry monster and so ensures a erroneous answer and so ensures will receive a correct one and vice versa.

Lines can be changed to alter the range of numbers dealt with and the mathematical process required. Submitted by Russell Hendry of Biggin Hill, Kent (16 years).

```
    5 PRINT AT 9,5;"Trouble SPAC
ES:";AT 11,7;"!";AT 7,7;"!"
   10 PRINT AT 18,5;"Universe SPA
CES ten SPACES;"Five Graphic Pairs"
   20 LET S=0
   30 LET T=0
   40 FOR F=1 TO 20
   50 PRINT AT 14,5;"Concentrate S
PACES";
   60 LET B=INT (RND*5)+1
   70 LET D=INT (RND*5)+1
   80 PRINT AT 14,5;B;"+";D;"=";
   90 INPUT N
  100 IF N=B+D THEN PRINT AT 14,1
2;" CORRECT"
  110 IF N=B+D THEN LET T=T+1
  120 IF N<>B+D THEN PRINT AT 14,
12;" WRONG"
  130 IF N<>B+D THEN LET S=S+1
  140 IF N<>B+D THEN PRINT AT 16,
5;S;"Graphics 0:"
  150 IF S=10 THEN GOTO 180
  160 PAUSE 50
  170 NEXT F
  180 PRINT "SCORE ";T
  190 STOP
  200 FOR S=10 TO 0 STEP -.5
  210 PRINT AT 9,0;"Graphics 0:T
";S;"!!!"
  220 NEXT S
  230 PRINT "YOU ARE DEAD"
```

NUMBERBOARD



NUMBERBOARD is a 16K ZX-80 program which makes it as easy as pie for the novice pilot right from the top left-hand corner of the screen to the correct position mark in the bottom right. You have only the usual cursor keys and your final score is the result of all the numbers on which you land, in the course of your journey, the nearer the better. To save the game, use GOTO 1 instead of RUN.

NumberBoard was sent in by Robert Blumenthal of Keswick, Cumbria.

```
[illegible]
```

Jackpot

UNDER with 1K can soon pass the hours using their machines to gamble. **Jackpot** is a three slot machine version to keep the fruit. Hit any key except SHIFT or ATTACK to change the line of numbers until there is a row appear. A running total is kept of your money and credits.


The program was sent in by Emma Davies of High Wycombe, Bucks (1K ZX-81).


```
[illegible]
```



SEMAPHORE







WOR
PROCE

A PROGRAM which allows the 16K ZX-81 to be used as a word processor has been sent to us by Malcolm Hill, Shackleton Close, Essex. It was a runner-up in the 1K-key competition in last autumn's publication Double Chart.

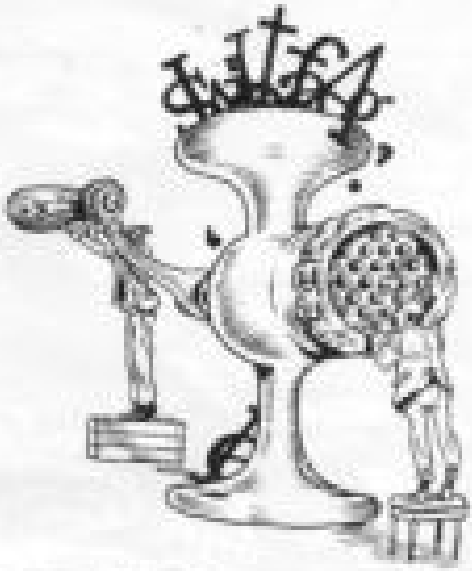
It allows the user to enter text directly on to the screen, the print position can be moved to any point using the cursor keys and up to 21 lines of text can be entered.

Malcolm says a brief list of instructions is given each time the program is run but for the first time the user [illegible] when "Screen ?" is [illegible]. Press NEWLINE again and you are ready to enter text.


Malcolm advises that when the program is run for the first time the user [illegible] before proceeding to press



ORD CISSOR







ROCKET ATTACK



ROCKET ATTACK is not an [illegible] from the Hewlett-Packard Users' Library. [illegible] Rocket Attack appears in program printout originally in our May issue.

[illegible] Rocket Attack, written originally for the 25-40. The game involves a squadron of 40 aliens heading towards your missile station. Pressing 'A' will fire the missile. To destroy the aliens you can either hit them directly or have the missile hit their pods. Your hand-held missiles are only equipped to out of the Graphics mode.

[illegible]

[illegible]

[illegible]

[illegible]

```
  1 LET SWCODE ""
  2 LET Swi
  3 LET Cmg
  4 LET PWCODE "[GRAPHICS 1]"
  5 FOR Swi TO CODE "[GRAPHICS 4
]"
  6 FOR Pwh=C TO CODE "[GRAPHICS
 E]"+C
  7 PRINT AT 8,8;"?"
  8 NEXT B
  9 LET CWC=0
 10 NEXT B
 11 LET SWCODE "[GRAPHICS 7]"
 12 LET Pwh
 13 LET SWCODE "?"
 14 LET SWCHK=(SWCODE="B" AND SWC
ODE "[GRAPHICS 7]"<>SWCODE"B" A
ND SWCODE ""
 15 PRINT AT Y,X;" O "
 16 IF PWCODE "[GRAPHICS 8]" THE
N GOTO CODE "[SHIFT-C]"
 45 IF SWCODE="B" THEN GOSUB 70
 47 IF SWCODE="B" THEN GOSUB 70
0E "W"
 50 GOTO CODE "."
 60 PRINT AT Y,X##;
 65 IF PEEK (PEEK 16398+PEEK 16
399*PWCODE 16399)=CODE "F" THEN LET
 SWC=0
 70 PRINT AT Y,X##;"O";AT Y,X##
;"[SHIFT-A]";AT Y,X##;" "
 75 LET Y=Y-1
 80 IF Y=0+R THEN LET Z=Z+R
 90 IF Z>8 AND RND>VAL "_5" THE
N LET X=X+1
 95 IF Z<8 AND RND>VAL "_5" THE
N LET X=X-1
100 LET SWC
110 IF Y=0+R THEN RETURN
120 GOTO CODE "W"
150 PRINT 0
```

Screen dots appear at the top of the screen for **Bowling**, and the bar at the bottom. The bar is used to time the release of the bowling green ball in flight. The ball will be influenced by impact with the pins and thus make your task even difficult. For every pin hit you will add one to your score. The score is printed after each ball and the game ends after 10 balls.

BOWLING



ADDING MACHINE



ADDING MACHINE allows you to keep a running total of your expenditures and income—minus in squared as a negative figure. First enter the amount of money involved—press NEW LINE and then enter a description of the item. As it stands the program will still load each item automatically to a printer with a running total through three lines permanently for debtor and the same information is displayed automatically on the screen.

Adding Machine is from Mike Sabin of Middlebay Ltd.

UTILITY DRAW





PETER GARRATT of Ashford Middlesex, has sent a very useful graphics program for the 16K or 48K Spectrum. Commands available are 'U' to input the cursor, 'd' to draw for inputted x and y and then a and down to 'c' to draw a circle around inputted x and y co-ordinates and inputted radius 'r' to save the design on the screen as a SCREEN$ and 'r' to re-set the Display pixel cursor to inputted x and y co-ordinates.

The pixel cursor is moved in any one of eight directions using the eight letters around 'H' on the keyboard—i.e. T, Y, U, G, J, B, N and M. Once you have entered the program you can SAVE it by entering "SAVE line".

Previous and subsequent user-written displays like the map of Europe shown on outline on the screen is available and was a help for this. Software reports. The advantage of such a saveable display for subsequent programs to introduce you as well. Spectrum.

Sinclair ZX Spectr

16K or 48K RAM... full-size moving-key keyboard... colour and sound... high-resolution graphics...

From only £125!



Fast, memory-packed world-beating Sinclair ZX81. The new personal computer for under £100.

Fast, the ZX81 with up to 16K RAM available, and the ZX Printer, offering more power and more flexibility. Together they can solve over 8,000 BASIC words. For mass storage use a standard cassette recorder.

Now there's the ZX Spectrum. Take up to 48K of RAM. A full-size moving-key keyboard. Vivid colour and sound. High-resolution graphics. And a new price that's incredible.

Professional power – personal computer price!

The ZX Spectrum incorporates all the proven features of the ZX81. But its new 18K BASIC ROM dramatically increases your computing power.

You have access to a range of 8 colours for background, flashing screen and border. Together with a sound generator and high-resolution graphics.

You have the facility to support separate tape files.

You have a choice of storage capacities (conveniently the amount of RAM can be used before you can upgrade later to 48K or fully to a massive 48K of RAM).

So the price of the Spectrum can be an amazing £125. Even the processor alone matches rivals' prices.

You may decide to begin with the 16K version. If so, you can add a RAM pack for an upgrade. The cost? Surprisingly little.

Ready to use today, easy to expand tomorrow

Your ZX Spectrum comes with a mains adaptor and all the necessary leads to connect to most cassette recorders and TVs. It's ready to use as it arrives.

Extensively tested BASIC. Over 8,000 words. Even a sound generator. Your ZX Spectrum makes computing with its own immediate action together with a detailed course in BASIC programming. Whether your interest is in a complicated program or your child's learning how to control his own computer. Depending on your computer requirements, your Sinclair dealer knows exactly what you need. Consult him and find out how to get started in the colourful world of ZX Spectrum and the ever-widening range of peripherals and software.

There's no need to shop there. The ZX Printer – available now – is fully compatible with the ZX Spectrum. And later this year there will be new add-ons for massive amounts of extra memory, plus a range of peripherals, including a microdrive and an RS232 hardware interface for external devices.



Key features of the Sinclair ZX Spectrum

- Full colour – Sinclair's way to turn background, background and border, and flashing and brightness instantly control.
- Sound – BEEP command with variable pitch and duration.
- Massive RAM – 16K or 48K.
- Full-size moving-key keyboard – all keys at normal typewriter pitch, with repeat facility on each key.
- High-resolution – 256 dots horizontally x 192 vertically, each individually addressable for true high-resolution graphics.
- ASCII character set – with upper- and lower-case characters.
- Sinclair compatible – user software can generate 40 characters per line on colour settings.
- High speed LOAD & SAVE – 16K in 100 seconds via cassette, with VERIFY & MERGE for programs and separate data files.
- Sinclair 18K extended BASIC – incorporating unique, user-friendly keyword entry, syntax check, and report codes.

ctum



The ZX Printer – available now

[illegible] running for use with the Sinclair ZX range of computers, the printer offers ZX Spectrum owners the full 32 x 24 character set – including lower-case characters and high-resolution graphics.

A special feature is a COPY effect which will exactly adapt to on the whole TV screen outlines of the graphics and characters displayed. Printing speed is 50 characters per second, with 32 characters per line and 8 lines per vertical inch.

The ZX Printer connects to the rear of your ZX Spectrum. A roll of paper 5" wide and 65' length is supplied, along with full instructions. Further supplies of paper are available in packs of five rolls.

The ZX Microdrive – coming soon


The new Microdrives, designed especially for the ZX Spectrum, are set to change the face of personal computing.

Each Microdrive is capable of holding up to 100K bytes using a unique, high-precision recording medium.

The transfer rate is 16K bytes per second, with average access time of 3.5 seconds. And over the next few years up to 8 ZX Microdrives for your ZX Spectrum, an interface unit and a printer are planned for the ZX Spectrum.

All Microdrive commands required for the Microdrives are included on the Spectrum.

A representative breakthrough as a representative time. The Microdrives are available at the time. For around £50





How to order your ZX Spectrum

BY PHONE – Access, BarclayCard or Trustcard holders can call 01-200 0200 for personal attention 24 hours a day, every day. BY TELEX 21224 – use the key ref. 000 for your order. You can pay by Access, quoted order, Barclaycard, Trustcard or Trustcard.

BY MAIL – please allow up to 28 days for delivery. All prices are fully inclusive. Send cheque, postal order or Barclaycard/Trustcard number to: Sinclair Research, FREEPOST, Cambridge, Surrey, GU20 6BR. (No stamp required.)

Qty	Item	Code	Item Price £	Total £
	Sinclair ZX Spectrum 16K RAM version	100	125.00	
	Sinclair ZX Spectrum 48K RAM version	101	175.00	
	Sinclair ZX Printer	11	59.95	
	Printer paper (pack of 5 rolls)	14	11.95	
	Postage and packing: order's under £100	28	1.95	
	order's over £100	29	4.95	
			Total £	

Please tick if you require a VAT invoice ☐

Cheque is enclosed/another order payable for Sinclair Research Ltd for £

Please charge my Access/BarclayCard/Trustcard account no.

Please debit my account no.

Signature

Name (Mr/Mrs/Miss)

Address

Postcode

Please allow 28 days delivery. Prices apply to UK only. Export prices on application.

ZX Spectrum software on cassettes – available now

The first ZX software cassettes are now available, directly from Sinclair. Produced by ICL and Psion, subjects include games, education, and business and home management. Titles for release [illegible] Flight Simulation, Chess, Horizons, Invaders, VU-CALC, VU-3D and 21 programs in all. There's something for everyone, and they all make full use of the Spectrum's colour, sound and graphics capabilities. You'll receive a full-colour catalogue with your Spectrum.

RS232 / network interface board

The interface, available later this year, will enable you to connect your Spectrum to a whole host of printers, peripherals and other computers.

The [illegible] is economical, allowing you to [illegible] at a time, providing only the pieces you actually require. [illegible] ZX Net.

sinclair

Sinclair Research Ltd, Stanhope Road, Camberley, Surrey GU15 3PS. Tel: Camberley (0276) 66104.

THE FIRST
sinclair user
ANNUAL
The Complete ZX Companion

MAIL ORDER ADVERTISING
British Code of Advertising Practice

Mail Order Protection Scheme

SPECTRUM GOES
£19.95
FORTH
WITH
ABERSOFT

The affordable FORTH

ABERSOFT



If you want to know about computing . . .

THE FACTS DON'T HAVE TO BE BORING!

An entertaining, but **thorough** reference source with the most readable, comprehensive glossary you'll find anywhere. The Good Computing Book for Beginners is an essential A-Z of all the facts you need to know about computing — and none you don't!

Whether you're brand new to computing, or an old hand keen to stay ahead, you'll score by keeping this classic, top-selling book within reach to use again and again.

The author, Dennis Jarrett, is a successful journalist who was also founder editor of Which Computer? magazine — so his first edition quickly became a standard work. Now this new, substantially enlarged and revised edition covers the latest trends, terms and technology with the relevant facts — and ONLY the relevant facts — in **plain English.**

Here's another fact you'll find fascinating: **It will only cost you £3.95!**

Use the coupon below to get your copy right away — or buy it soon from your bookshop. It's the no-nonsense book you'll turn to again and again.

Please send me ..... copy/copies of The Good Computing Book for Beginners by Dennis Jarrett at £3.95 each plus £1 per copy for postage & packing. I enclose a cheque for .....

Please debit my credit card account Visa/Access/Diners/Amex number .....

Signature ..... Name .....

Address .....

Send to: NEL PUBLICATIONS LIMITED, Barnard's Inn, Holborn, London WC1V 6AT

WHO ON EARTH COULD HAVE CONCEIVED QUICKSILVA SOFTWARE?

TIME-GATE

TORNADO ...



GRIDRUNNER

METEOR STORM

SPACE INTRUDERS